



October 2022



# Lake Washington Park 2022 Summer Campground Visitor Report

**PREPARED FOR** Greater Minnesota Regional Parks and Trails Commission

**BY** Southwest Regional Development Commission



## About Southwest Regional Development Commission

Southwest Regional Development Commission (SRDC) is a government agency that aims to connect units of government, businesses, and communities with the resources, planning, and services needed to promote and further opportunities in Southwest Minnesota. Since 1973, SRDC has served the nine counties of Cottonwood, Jackson, Lincoln, Lyon, Murray, Nobles, Pipestone, Redwood, and Rock, working with and on behalf of these counties and their communities. Through partnerships and the leveraging of resources, SRDC has worked to lead the advancement of programs and projects in the areas of community, economic energy, transportation, and land use development.

More information about SRDC is available at [www.swrdc.org](http://www.swrdc.org).

## About Greater Minnesota Regional Parks and Trails Commission

Greater Minnesota Regional Parks and Trails Commission (GMRPTC) is comprised of 13 members appointed by the governor, two members from each of the six districts and one at-large member. The Greater Minnesota Regional Parks and Trails Commission was created to undertake system planning and provide recommendations to the legislature for grants from the Parks and Trails Legacy Fund to counties and cities outside of the seven-county metropolitan area that have been designated as regionally significant.

More information about GMRPTC is available at [www.gmrptcommission.org](http://www.gmrptcommission.org).

# Contents


Acknowledgments ..... iv


Executive Summary ..... 1


Introduction..... 3


Methodology ..... 6


Summer 2022 Campground User Analysis

 Visitor Demographics .....10


 Campground Experience .....12

 Camper Characteristics.....14

 Campground Tourism.....16

 Campground Economic Impact.....18

Past Campground User Analysis

 Past Campground User Analysis .....20

Conclusion.....21

Appendices.....23

# Acknowledgments

This report is a collaborative effort made possible through the input, guidance, support, and work of the following:

- Renee Mattson, Greater Minnesota Regional Parks and Trails Commission
- Joe Czapiewski, Greater Minnesota Regional Parks and Trails Commission
- Rick Anderson, Greater Minnesota Regional Parks and Trails Commission
- Jessica Welu, Southwest Regional Development Commission
- Rosemary Bruce-White, Southwest Regional Development Commission
- Justin Schroyer, Southwest Regional Development Commission
- Tyler Luethje, Le Sueur County

Thank you to the Lake Washington Park and Le Sueur County staff and to the Lake Washington Park Campground Host who interacted with visitors and collected and promoted surveys throughout the summer.

## About the Authors

**Rosemary Bruce-White** has served as a Development Planner for SRDC since 2019. Her work includes comprehensive planning, leading regional economic resiliency planning, and assisting local units of government in transportation, land-use, and solid-waste management planning. She has bachelor's degrees in Economics and Community and Regional Planning from Iowa State University in Ames, Iowa.

**Jessica Welu** has served as the Communications Specialist/Planner for SRDC since 2018. Her work includes leading the development and implementation of the organization's Comprehensive Communications Plan, and assisting local units of government, non-profits, and businesses with communications, marketing, and outreach planning efforts, as well as working on regional tourism and marketing efforts. She is a Certified Public Communicator through Texas Christian University, has a master's degree in Creative Writing and Literature, and bachelor's degrees in Professional Writing & Communications and Creative Writing & Literature.

*Cover Photos:* Lake Washington Park. Photos taken by SRDC.

Published October 2022

# Executive Summary

## Lake Washington Park 2022 Summer Campground Visitor Report



**About:** Lake Washington Park is located near the city of Kasota, or about ten miles northeast of Mankato. Located along nearly one mile of shoreline on Lake Washington, the park sits on 164 acres and offers visitors the opportunity to enjoy a variety of outdoor recreation activities. The campground offers 27 sites with electric hook-up, one site without electric hook-up, three primitive tent sites, and one group camping site. Lake Washington Park has been part of the designated Greater Minnesota Regional Parks and Trails System since 2015.

### Survey Overview

**172**  
Campground User Survey Responses  
+ 2 Past Campground User Survey Responses

**357**  
Estimated Summer  
Campground Users

**48.2%**  
Estimated End-of-Season  
Survey Response Rate

**107** Collected Electronically  
**22** Collected In-Person  
**38** Collected from Handouts



### Visitor Demographics

- 30.6% Male
- 65.6% Female
- 0% Non-binary
- 3.8% Other/Prefer Not to Answer
- 55 = Median Age
- 32.9% Bachelor's degree or higher
- \$90,000-\$99,999 Median Household Income
- 18.1% Disability
- 94.4% White/Caucasian
- 0.6% Hispanic/Latino
- 0.6% Asian/Asian American
- 1.2% Two or More Races



### Campground Experience



**71.4%**  
Reservation process  
was "very easy"



**98.2%**  
Sites/campground  
were accessible



**4.8/5**  
Average Campground  
Satisfaction



**Top Activities**  
**#1** Walking/Hiking  
**#2** Event at Campground  
**#3** Fishing



### Camper Characteristics



**1.7%** Day Users



**98.3%** Campers



- **72.5%** Camper Trailer
- **21.6%** RV
- **10.8%** Tent



- **5.2** Average Group Size
- **35.1%** Camped with Children

- **>2 Months** Average Planning
- **2.9 Days** Average Length of Stay
- **89.3%** Camp at least once/month
- **5.0%** First Time Campers

## Campground Tourism



**78.9%**

Local Visitors from within 50 miles of the park



**13.5%**

Tourists\* from Minnesota  
(\*Live over 50 miles from park)



**7**

Different states represented at the park



### Top Information Sources to Learn About Campgrounds

**#1**

Campground/County Website

**#2**

Recommendation from Friends & Family

**#3**

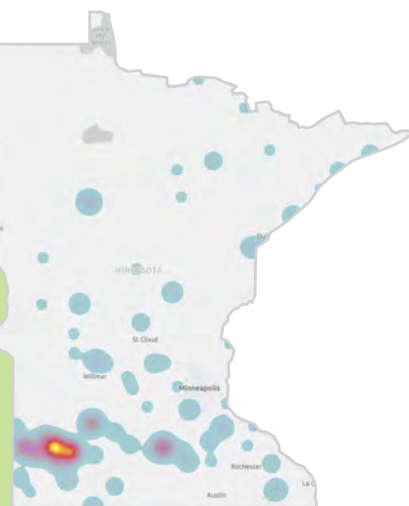
Internet Search

**#4**

Social Media

The seven 2022 Campground User Surveys asked respondents to list their favorite campgrounds in Minnesota. Across all surveys, a total of 302 responses were provided. The heat map of favorite campgrounds (right) shows the locations of favorite campgrounds from all seven surveys. It is worth noting that across the board, the majority of respondents' favorites are located in southwestern and south central Minnesota. Many of these campgrounds can be seen as competitors to the seven regional campgrounds in southwestern Minnesota. Of the campgrounds listed, Garvin Park and received most "favorite" responses for regional campgrounds at 61 responses, followed by Plum Creek Park with 49 responses. Lake Washington Park received 22 responses, Hole in the Mountain Park 17 responses, Twin Lakes Park 15 responses, and Ramsey Park 13 responses. There were no responses mentioning Memorial Park.

Top competitors to the seven regional parks were state parks, including Camden State Park (10 responses), Lake Shetek State Park (9), and Itasca State Park (7). Thirty campgrounds in southwestern Minnesota were listed as favorites.



## Campground Economic Impact



**Less than \$200**

Average anticipated spending during visit

### Top Spending Categories

**#1** Nearby Bars/Restaurants

**#2** Retail Shopping

**#3** Events or Activities

While most campers, when surveyed, did not plan or budget for spending categories, they were not opposed to spending in these categories. Most, on the other hand, were spontaneous shoppers and were open to spending depending on what was around locally, what the weather was like during their visit, and depending on their mood.

**Methodology:** In 2022 the Greater Minnesota Regional Parks and Trails Commission (GMRPTC) contracted with Southwest Regional Development Commission (SRDC) to conduct a campground user analysis of seven campgrounds in southwestern Minnesota: Garvin Park, Hole in the Mountain Park, Lake Washington Park, Memorial Park, Plum Creek Park, Ramsey Park, and Twin Lakes Park. The campground user analysis consisted of two survey approaches. Survey collection was open online from May 23-September 13, 2022, with marketing, outreach, and in-person surveys conducted throughout the time period.

For full results and methodology, see the full report.



# Introduction

**LAKE WASHINGTON PARK** is located along nearly one mile of shoreline on Lake Washington, near the city of Kasota, or about ten miles northeast of Mankato. The park sits on 164 acres and offers visitors the opportunity to enjoy a variety of outdoor recreation activities. The park and campground are managed by Le Sueur County staff and a seasonal campground host. Lake Washington Park was designated as part of the Greater Minnesota Regional Parks and Trails System in 2015.

In 2022 the Greater Minnesota Regional Parks and Trails Commission (GMRPTC) contracted with Southwest Regional Development Commission (SRDC) to conduct a campground user analysis of seven campgrounds in southwestern Minnesota: Garvin Park, Hole in the Mountain Park, Lake Washington Park, Memorial Park, Plum Creek Park, Ramsey Park, and Twin Lakes Park. GMRPTC is responsible for system planning and providing recommendations to the legislature for grants funded by the Parks and Trails Legacy Fund to counties and cities outside the seven-county metropolitan area. The campground user analysis was undertaken to analyze campground usage, camper satisfaction and demographics, and analyze the tourism and economic impact of the campground. Ultimately, this data is meant to help inform planning and marketing efforts by GMRPTC, Lake Washington Park, Le Sueur County, and collaborative partners.

The campground user analysis consisted of two survey approaches. The first was a **Past Campground User Survey** developed and marketed to people who have visited any of the seven regional parks in southwestern Minnesota over the last two years (2019-2021). The second was a **Lake Washington Park 2022**



**Campground User Survey** developed and marketed to campground users during the 2022 summer camping season. Survey collection was open online from May 23-September 13, 2022, with marketing, outreach, and in-person surveys conducted throughout the time period. A total of 172 surveys were collected for the Lake Washington Park 2022 Campground User Survey. An additional two Past Campground User Survey responses were collected for Lake Washington Park, for a total of 174 user responses. Together, the two surveys provide a snapshot of campground usage and the impact of Lake Washington Park on local tourism and the local economy.

The survey and campground user analysis were designed to be representative of the summer season, defined as Memorial Day through Labor Day. It is important to note that Lake Washington Park's operating season for 2022 was April through October. This report focuses on traditional summer visitors using Lake Washington Park's campground. While the survey was available to day users, the focus of outreach and in-person survey collection was on campground users. Visitors to Lake Washington Park during the early spring and fall season, or for other uses, were beyond the scope of this

project. As such, readers should understand that this report quantifies only a portion of the park's full tourism and economic impact.

For more details on this project's methods, see our [methodology](#).

## Lake Washington Park: A Snapshot

Lake Washington Park's campground offers 27 sites with electric hook-up, one site without electric hookup, three primitive tent sites, and one group camping site with electric. The group camp site covers four sites. Reservations can be made online through the county's website or can be made over the phone. The campground offers discounts for senior citizens or veterans and a discount of "stay six nights, get the 7th night free." The campground has a limit of seven nights stay. A picnic shelter and community center building are also available for reservations.

---

### CAMPING RATES

Electric Sites: \$35/night

Non-electric Site: \$25/night

Primitive Tent Sites: \$25/night

Group Camp Site: \$140/night

---

## Accessing Lake Washington Park

Lake Washington Park is located just off of County Road 103, with good signage for visitors to locate the park. There is one entrance to the campground.





## Unique Features

The park is located along nearly one mile of shoreline on Lake Washington. At the time of the survey, there was no direct access from the campground to the lake; however, current improvements were being made to create a trail connecting the campground to the lake. DNR maintains two boat accesses to Lake Washington that are both within two miles of the park. A fishing dock onto Lake Washington is currently available, along with a canoe/kayak launch into Baker's Bay. Currently, both trail routes to the dock and launch are mowed grass trails. The park features 3.5 miles of hiking/walking trails, currently at different levels of development.

Within 10 miles of the park, visitors can be within St. Peter or Mankato, both of which offer a variety of dining, shopping, event, and tourist experiences. Several lakes are in the local area, along with Chankaska Creek Ranch Winery and Distillery, the Mankato Regional Airport, and several parks and wildlife management areas. An abundance of bike trails can be found around the Mankato/St. Peter area.

Figure 1. Lake Washington Park Campground Map

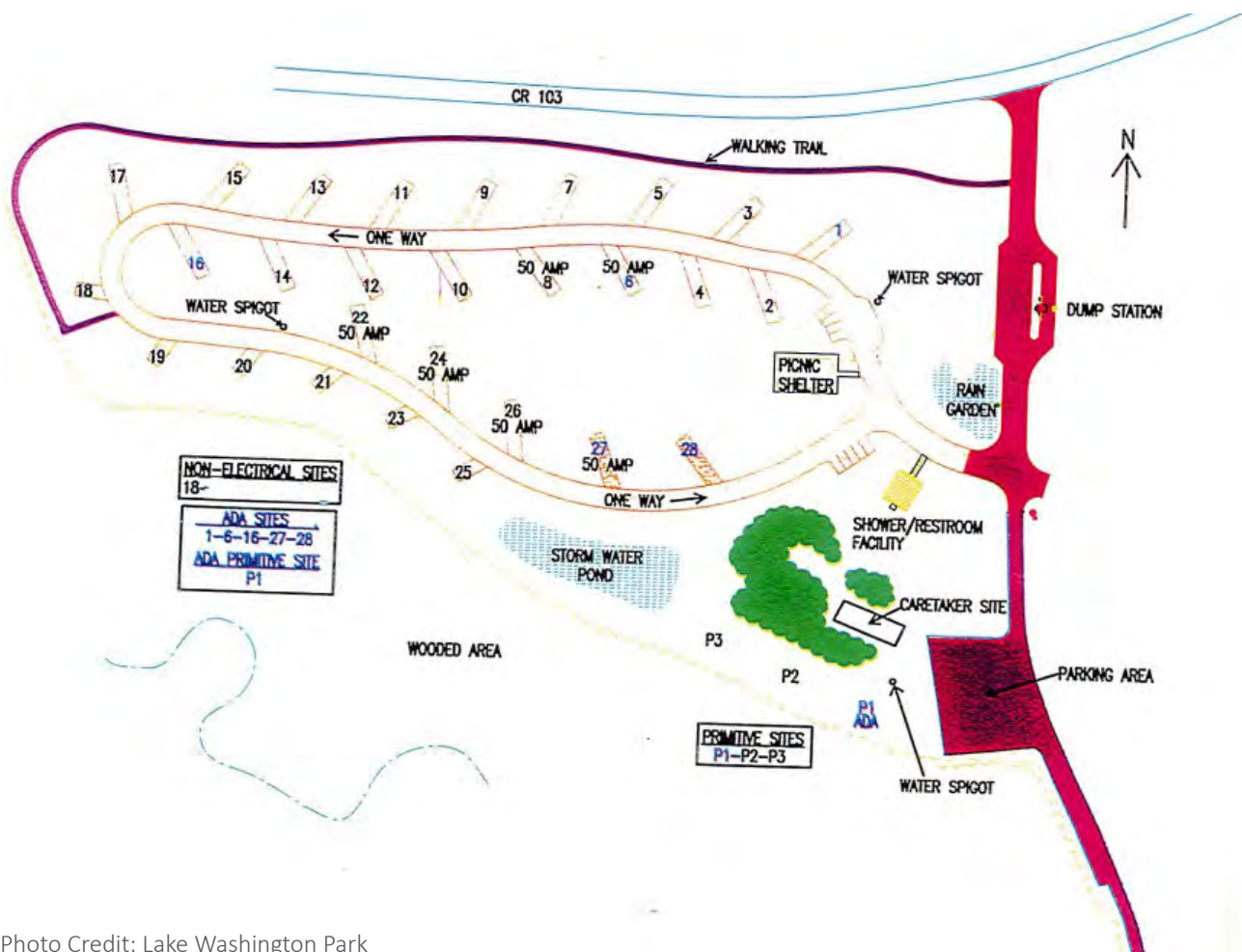


Photo Credit: Lake Washington Park

# Methodology

## Overview

The Lake Washington Park user analysis consisted of two survey approaches. The first was a **Past Campground User Survey** developed and marketed to people who have visited any of the seven regional parks in southwestern Minnesota over the last two years (2019-2021). The second was a **Lake Washington Park 2022 Campground User Survey** developed and marketed to campground users during the 2022 spring-fall camping season. Data in this report is drawn from both complimentary surveys during the summer of 2022 with the survey collection open from May 23 to September 13.

SRDC conducted kick-off and close-out meetings with campground staff prior to and following survey collection. These meetings were used to determine best approaches to survey outreach and collection, as well as to gather registration data available from previous years and from the 2022 summer camping season. SRDC met with the park's designated contact (Le Sueur County staff) on May 16, 2022 for the kick-off discussion and on September 29, 2022 for the close-out discussion. SRDC provided weekly/bi-weekly email updates to Lake Washington Park on survey progress and provided communications prior to each campground visit throughout the survey collection period.

The survey and campground user analysis were designed to be representative of the summer season, defined as Memorial Day through Labor Day. Focusing on summer campground users coincides with the park's peak visitation season and ensures comparability with other visitor studies conducted in regional and state parks across Minnesota. It is important to note that Lake Washington Park's operating season for 2022 was April through October.

This report focuses on traditional summer visitors using Lake Washington Park's campground. While the survey was available to day users, the focus of outreach and in-person survey collection was on campground users. Visitors to the park during the early spring and fall season, or for other uses, were beyond the scope of this project. As such, readers should understand that this report quantifies only a portion of Lake Washington Park's full tourism and economic impact.

## Campground User Estimates

Campground user estimates were collected using registration information and campground capacity as provided by Le Sueur County staff.

At the beginning of the season, SRDC estimated a full capacity rate of the campground for the 16-week summer season of 512 visits, given each site was rented by one user group each week. SRDC aimed to have 102 responses for the season; a response rate of 20% of the pre-season capacity estimates.

End of the season reservation numbers were provided by Le Sueur County staff for the 32 sites. The total reservation number from May 26-September 11, 2022 (survey period) was 515. Of these, 158 guests booked multiple times, for a total of 357 unique visits.

These numbers are 155 visits below pre-season estimates due to the high number of campers who booked multiple times.

## Survey Development

SRDC conducted a kick-off meeting with Lake Washington Park's designated contact (Le Sueur County staff) and GMRPTC during survey development. These meetings were used to determine best approaches to survey outreach and collection, as well as to gather registration data available from previous years and from the 2022 summer camping season. SRDC met with Le Sueur County staff on May 16, 2022 for the kick-off discussion.

The survey was designed through a collaborative process with GMRPTC, SRDC, and Le Sueur County staff. SRDC reviewed previous trail surveys conducted through GMRPTC and made recommendations to align questions with trail user surveys. Whenever possible, questions were designed to collect data that is comparable to visitor survey data collected previously through GMRPTC, by the Metropolitan Council, and the Minnesota Department of Natural Resources.

Prior to finalizing the survey, the survey was reviewed by GMRPTC and tested by SRDC. The final Lake Washington Park 2022 Campground User Survey was 23 questions long, plus seven additional demographic questions. Question topics included overall campground satisfaction, campground activities, camping characteristics, trip planning, information sources, and demographics. On average, online respondents took 3-5 minutes to complete the survey. The final Past Campground User Survey was 15 questions long, plus seven additional demographic questions.

## Survey Outreach

The previous user survey was marketed using only online resources, including SRDC's website and social media, and shared collaborative partners' websites and social media pages.

The Lake Washington Park 2022 Campground User Survey was available to visitors in printed form or electronically. At the start of the survey collection period, paper surveys were placed in a collection box on the main information sign near the park's picnic shelter. The campground host also assisted in passing out paper surveys to campers each week and collected completed surveys. Flyers encouraging survey participation were placed on the information sign and in the men's and women's bathrooms.

The electronic survey was marketed through flyers with a scannable QR code and survey link and on business card-size handouts with scannable QR code and survey link. Le Sueur County sent emails each week to those who had made reservations regarding their campground stay. Included in this email was the survey link. Le Sueur County also sent an email every 2-3 weeks to those who had recently stayed at the campground asking for campers to complete the survey if they hadn't already.

The survey was also marketed on SRDC's website and social media, and through the County's website and the Lake Washington Park Facebook page. Survey outreach was conducted on SRDC's social media four times and shared 55 times. Survey outreach was conducted on Lake Washington Park's Facebook page five times. Region Nine Development Commission (based in Mankato) also assisted in sharing the survey through their networks.

Figure 2. Outreach Materials



# Survey Collection

In-person surveys were conducted by SRDC staff. Survey participation was limited to one adult (18 years of age or older) per camping group as the group responder. A camping group was defined as anyone staying at the responder’s reserved campsite during the visit. A visit was defined as the total extent of the camping group’s stay at Lake Washington Park, from registration to check-out. It is worth noting that Lake Washington Park did have a significant number of campers who had multiple visits within the 2022 summer season. Survey participants were asked to limit their response to their current or most recent visit. Campers, however, were not limited to only taking the survey once during the 2022 summer season.

When sites were approached with groups of people, SRDC confirmed the number of sites being reserved with the group and asked one member of each reserved site to complete the survey.

SRDC walked the campground during each visit and approached each campsite and visitor to conduct individual surveys. Visitors were each greeted and informed that the survey was being conducted in partnership with GMRPTC and Lake Washington Park to assist with understanding campground usage and to help the park get further funding for future projects. Visitors were asked if they had a few minutes to take the survey with SRDC staff verbally. Printed surveys were provided to those who chose to self-administer the survey. SRDC conducted verbal surveys by reading survey questions verbatim and recording responses on the printed survey. All visitors were assured their participation was voluntary and that surveys were anonymous.

In instances where there were campers or tents at sites but no adult present outside the camper/tent, SRDC left a printed survey under

windshield wipers of vehicles or placed securely on picnic tables. Handwritten notes were left on the top of the printed surveys on how to turn in completed surveys.

In instances where visitors declined to participate, SRDC asked if they could provide them with a card with the QR code in case they had time later to take the survey. There was one noted decline during SRDC’s in-person visits.

# Survey Dates, Times, & Completions

At the start of the survey collection period, four in-person collection times were planned throughout the summer season during key times when the campground typically experienced high usage. These key times were set for near Memorial Weekend, Independence Day, Labor Day, and either Father’s Day weekend or a weekend of full reservations. It was noted by Le Sueur County staff during the kick-off discussion that weekend programs were held at the park throughout the season and that most weekends were close to full in reservations through Labor Day weekend.

Figure 3. Survey Dates, Times & Collections

Date	Day	Time	Hours	Completed
6/3/22	Friday	4pm-5:30pm	1.5	9
7/2/22	Saturday	2pm-3:30pm	1.5	9
8/5/22	Friday	5pm-6:45pm	1.75	9
9/10/22	Saturday	11am-12pm	1	*

\*On the last visit printed surveys were handed out to all 26 reserved sites to be picked up later due to time of day. These surveys were picked up later.



## Response Rate

To receive a statistically representative survey response rate, SRDC established a response rate goal of 20% of total campground reservations for the season. SRDC aimed to have 102 responses for the season; a response rate of 20% of the pre-season capacity estimates.

At the end of the season, it is estimated that a total of 357 reservations were made for Lake Washington Park during the 2022 summer season (See [Campground User Estimates](#)). Of those 357 reservations, a total of 172 campground users completed the Lake Washington Park 2022 Campground User Survey, for a response rate of 48.2%. An additional two Past Campground User Survey responses were collected for Lake Washington Park for a total of 174 Lake Washington Park user responses.

Of the 172 responses, 107 were collected via the electronic survey link (62.2%). Twenty-seven were collected verbally during in-person visits (15.7%). The other 38 responses were collected from printed surveys left at sites during in-person visits and from the campground host handing out and collecting surveys (22.1%).

Overwhelmingly, Lake Washington Park campers preferred the online survey format. A high percentage of the online response rate is likely

due to Le Sueur County staff's consistent email messaging to campers throughout the season.

## Special Circumstances

There was one unanticipated circumstance which affected responses. Lake Washington Park had construction throughout much of the season. The construction project, which will build trail access from the campground to Lake Washington, closed the group camp site. During in-person visits, it became clear that the park's campers like to camp in groups and preferred the group camp area. As a result, several sites were reserved for large groups coming in throughout the summer.

## Data Analysis

Survey data was downloaded from the SurveyMonkey server and analyzed in Microsoft Excel. The report is split into two sections: an analysis of the Lake Washington Park 2022 Campground User Survey and an analysis of the Past Campground User Survey responses that indicated previous visits to Lake Washington Park since 2019. Throughout this report, unless otherwise specified, the word "average" refers to the response sample's median average rather than mean average. Responses to open-ended questions were loosely tagged and categorized. Responses are provided in the Appendices.







## Visitor Demographics

**Participants from the Lake Washington Park 2022 Summer Survey spanned all age groups from 18-75+.** The average adult survey participant was between 45-54 years old (Median=55). The most common age groups for participants were 55-64 (49), 45-54 (30), 65-74 (28), and 35-44 (27) years old.

While the survey did not ask for the age of children (under 18 years old) within the participant's camping group, 162 children were part of respondent camping groups, with a median of two children in camping groups for those camping with children. Just over a third of survey respondents (35.1%) indicated that their camping group included children. Of those camping with children, twenty camped with two children, thirteen with one child, ten with four children, eight with three children, five with five children, two with six children, and one with eight children.

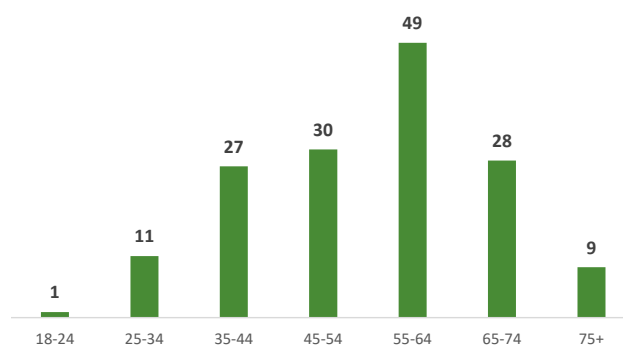
Overall, the age breakdown of participants speaks to the park's ability to attract visitors across a wide range of ages, but does less well at attracting groups with children.

**The majority of survey participants identified as female,** with 105 of 160 responses (65.6%). Forty-nine participants identified as male (30.6%), while six responded as other/preferred not to answer (3.8%).

**A significant majority of respondents identified as White/Caucasian,** with 153 of 162 responses (94.4%). One respondent each identified as Hispanic/Latino and Asian/Asian American (0.6% each). Two respondents identified as two or more races (1.2%), while eight preferred not to answer (4.9%).

Figure 4.

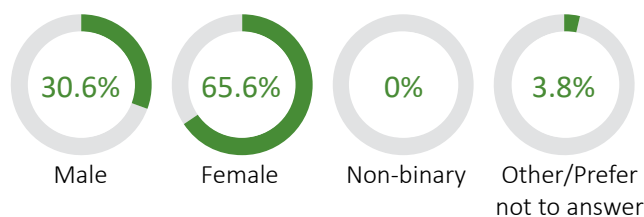
### Participants by Age



Q30: How old are you? (Responses: 160)

Figure 5.

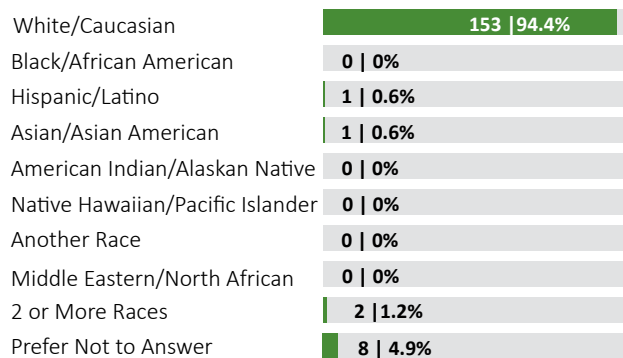
### Participants by Gender



Q31: What is your gender identity? (Responses: 160)

Figure 6.

### Participants by Race/Ethnicity



Q24: How do you describe yourself? (Responses: 162)

No participants reported tribal affiliations.

**Almost all respondents identified English as the language mainly spoken at home,** with 156 of 161 responses (96.9%). Five participants preferred not to answer.

**Lake Washington Park survey participants, on average, reported household incomes above the state and national averages.** The median household income (before taxes) of respondents was between \$90,000-\$99,999, compared to the statewide median of \$73,382 and national median of \$64,994\*. The majority of survey participants (70.9%) reported annual household incomes of \$70,000 or higher. Of those, 49 respondents (41.9%) reported incomes of \$100,000 or more. Eleven respondents (9.4%) reported incomes of \$39,999 or less. Fifty-five participants skipped or preferred not to answer.

**The educational attainment level of participants was just below the state average,** with 32.9% of respondents (47) having a bachelor's degree or higher, compared to 36.8% statewide\*. Fifty-four respondents (35.3%) had an associate or vocational degree

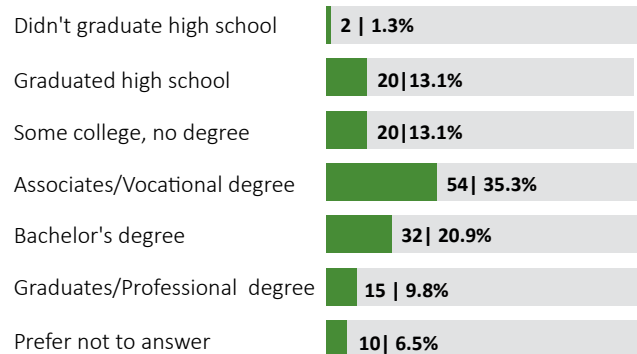
\* U.S. Census Bureau 2020 American Community Survey 5 Year Estimates

and 20 respondents (13.1%) had some college education but no degree. Twenty respondents (13.1%) graduated high school or equivalent, while two respondents (1.3%) did not graduate high school. Ten respondents preferred not to answer.

**Twenty-nine respondents (18.1%) reported having a member of their camping group with a physical, mental, or sensory disability/condition,** which is above statewide estimates of 10.9% of the population\*. Six survey respondents preferred not to answer. This response speaks to the park's accessibility.

Figure 7.

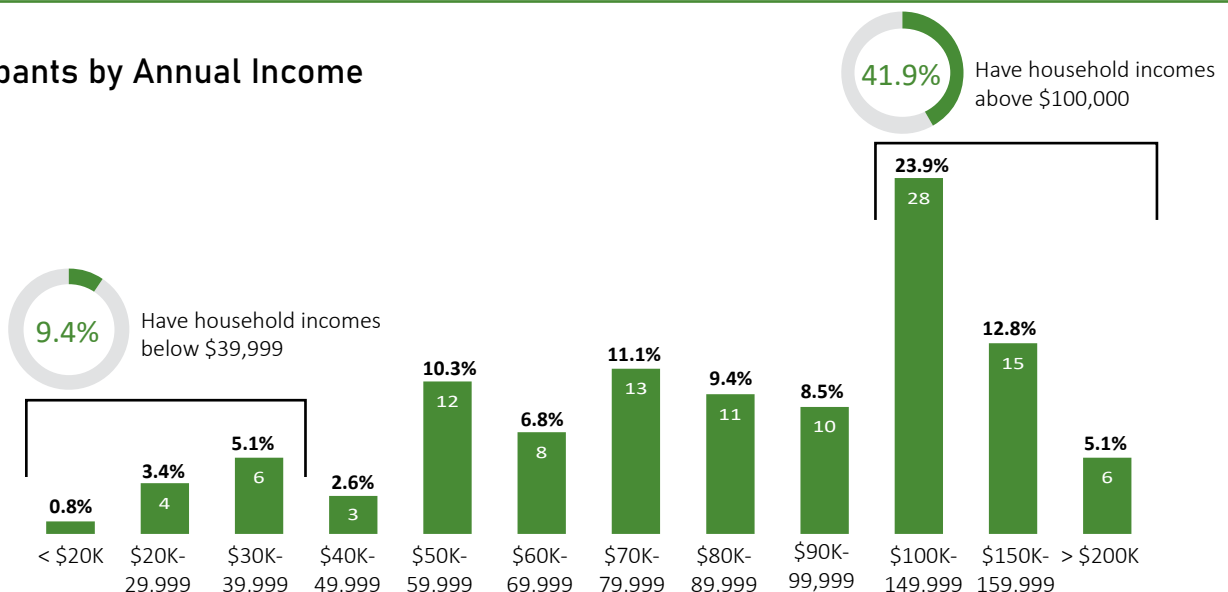
### Participants by Education



Q30: What is the highest level of education you have completed? (Responses: 153)

Figure 8.

### Participants by Annual Income



Q28: Please indicate your total household income before taxes. (Responses:154)



## Campground Experience

### Survey participants were asked about their experiences at Lake Washington Park during their visit, including the reservation process.

Overall, the reservation process went relatively smoothly, as 121 respondents (75.2%) stated that the process was either “somewhat easy” or “very easy”. Nineteen (11.8%) respondents reported that the reservation process was “Okay,” and nine reported it being “somewhat difficult” or “very complicated.”

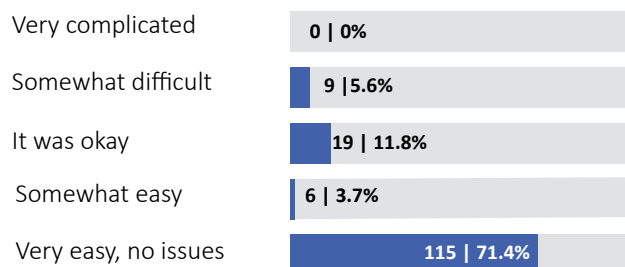
Twelve respondents offered additional comments. Of these comments, six mentioned a general dislike using the online system and encountering random issues such as not providing users with site numbers or the code for the bathrooms/showers, and not providing senior discounts. Two comments mentioned missing having names at their sites. During previous years, the campground host would label sites with the names that reserved them; however, this was the first year that this practice was discontinued.

**Overall campers had little to no issues accessing their sites.** Of the three (1.8%) that noted issues, one mentioned not being able to have RVs facing each other at the group site, one mentioned animal waste left from the last user, and one mentioned being unsure where to park.

**Respondents ranked their satisfaction with the campground amenities,** including campsites, bathrooms/showers, campground upkeep, electric hook-ups, playgrounds, and shelters/picnic tables. To better understand how campers felt about each amenity, satisfaction was ranked as very dissatisfied (1), slightly dissatisfied (2) okay (3), slightly satisfied (4), and very satisfied

Figure 9.

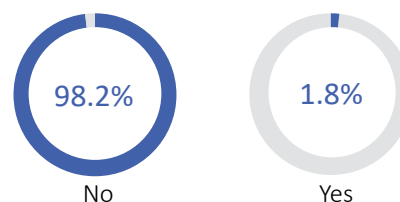
### Reservation Process



Q20: How was the reservation process? (Responses: 161)

Figure 10.

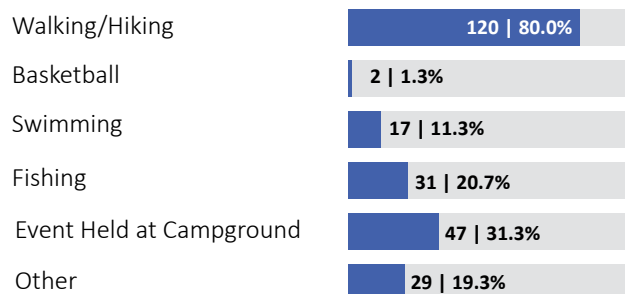
### Were There Issues Accessing the Site?



Q7: Did you have any issues accessing your campsite? (Responses: 166)

Figure 11.

### Campground Activities



Q23: Which of the following campground activities have you or your group done or plan to do during your visit? (Select all that apply) (responses: 150)

(5). By assigning a numeric value to respondent satisfaction, average satisfaction scores were determined for each feature.

Overall, campground amenities were highly ranked, with most features getting “Very Satisfied” responses. Campground upkeep, playgrounds, and shelters/picnic tables received an average ranking of 4.9. Campsites, electric hook-ups, and campground staff received an overall ranking of 4.8 followed by bathrooms/showers which received an overall ranking of 4.7. Overall average campground satisfaction of survey respondents was 4.8.

**When asked about amenities that would make their overall experience better,** 123 (71.2%) respondents provided comments. Of these responses, 48 (39.0%) mentioned water/sewer hook-ups at the sites. Lake access, including a swimming beach, and access to a boat dock was the second most mentioned desired amenity, noted by 31 (22.0%) respondents. The third most requested amenity included additional features such as a second bathroom, more picnic tables, and additional playgrounds. These were requested by 12 (9.8%) respondents. All other responses included requests for a

campground store to purchase swag/small supplies, additional amps for electric hook-ups, trees/fences for shade, and walking trails. It should be noted that 13 respondents (10.6%) did not provide any request for additional amenities and instead provided compliments to the campground in response to this question.

**Survey participants were asked about the activities they did or planned to do at Lake Washington Park during their visit.** Walking/Hiking was ranked the highest with 120 (80%) responses. The second highest ranked activity was an event being held at the campground with 47 (31.3%) responses, followed by fishing with 31 responses (20.7%), “other” with 29 (19.3%) responses, and swimming with 17 (11.3%) responses. Respondents that marked “other” included yard games, lake activities, activities held by the campground, and socializing with the friends and family that they were traveling with.

Figure 12.

**Satisfaction With Campground Amenities**



Q16: Overall, how would you rate your experience with the following park features? (Responses: 161)

## Camper Characteristics

**Of the Lake Washington Park visitors who participated in the survey, almost all were campers.** Of the responses, 169 (98.3%) were campers (two of which were seasonal) and three were day visitors (1.7%).

Camping groups were defined in the survey as anyone staying at the responder's reserved campsite during the visit. For all campsites surveyed, the average group size was five people, with the largest noting 22 in their group. This indicates that although respondents were asked to refer to their site only when filling out the survey, they may have included neighboring sites if at the campground for a group event such as a family reunion or trips with friends. This became more evident as 23 separate respondents noted ten or more people in their group. Although typical RVs and campers can hold 4-7 adults over night, it was noted that many sites included tents along with RVs and campers, meaning a site could have been housing closer to 10-12 people at one time. Fifty-nine survey respondents (35.1%) stated that they were camping with children; an average of 2.7 children per site.

**Most campers planned for their trip for more than two months in advance,** with 61 (37.9%) responses. Forty respondents planned 1-2 months in advance (24.8%), followed by 34 planning 3-4 weeks in advance (21.1%), and 18 planning 1-2 weeks in advance (11.2%). Only eight respondents (5.0%) indicated that they planned for their trip less than a week ahead. The average length of stay was 2.9 days, excluding the day visitors and seasonal groups.

**When asked about how frequently survey participants camp in Minnesota from May 1<sup>st</sup>- October 31<sup>st</sup>,** most respondents indicated

Figure 13.

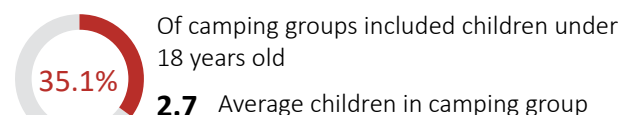
### Group Size & Composition

#### 5.0 Average Camping Group Size



#### Percent of all group responses

Alone	3   1.8%
2 People/group	70   41.7%
3 People/group	14   8.3%
4-5 People/group	30   17.9%
6+ People/group	48   28.6%



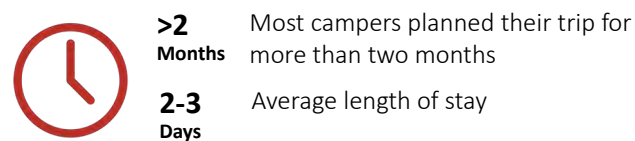
#### 2.7 Average children in camping group

Q4: How many people are camping in your group during this visit? (Responses: 168)

Q5: Are you camping with children (under 18 years old)? (responses: 168)

Figure 14.

### Trip Planning & Length of Stay



Q18: How far in advance did you plan for this visit? (Responses: 161)

Q8: How many days do you plan on staying at this campsite? (Responses: 166)



that they were experienced campers. The most common response was 2-3 times a month at 70 responses (43.8%), followed by once a month at 58 responses (36.3%), and every weekend at 15 responses (9.4%). Only ten respondents (6.3%) indicated that they camp once a season, making Lake Washington their only camping experience in 2022. During in-person survey collection, some respondents noted that they only camp once a season and that they come to Lake Washington Campground as a reoccurring event such as a regularly scheduled family reunion. Seven respondents (4.4%) indicated that this visit was their first time camping. One of these respondents came from a family camping while their house was remodeled. Their stay at Lake Washington was not only their first camping experience, but also their first time renting a camping trailer. The family noted during the in-person visit that they'd be coming back to camp in the future.

**Most survey respondents chose to camp in a pull-behind camper trailer**, with 121 responses (72.5%). Recreational vehicles were the second most popular camping option with 36 responses (21.6%), followed by tent users at 18 responses (10.8%). It is worth noting that some sites had a recreational vehicle or camper trailer along with a tent on their sites, and the survey only allowed campers to select one camping style.

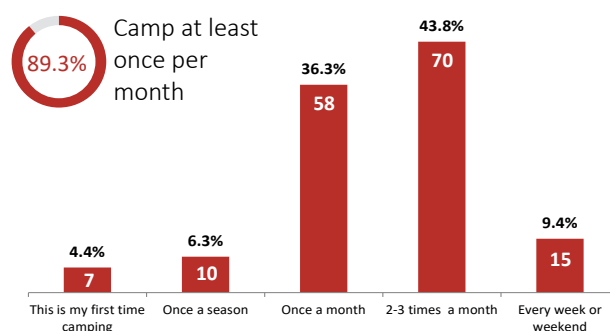
Participants were asked if they rented any equipment for their visit, such as renting a camping trailer or recreational vehicle. Of the 163 responses, six (3.7%) indicated that they rented equipment. The equipment rented included a pontoon, picnic shelter, a truck to pull their camper trailer, a camper trailer, an RV, and the center on site for a graduation party.

**In general, survey respondents were referred to the campground by a friend or family member** (45.3%). Over a third (36.6%) had previously been to the campground, followed by

“other” with 14 responses (8.7%), park/county websites at nine responses (5.6%), and social media by six (3.7%) respondents. For those that provided “other” responses, three lived or grew up in the area, three used Google, two had family members that were county employees, two had been there before for other reasons, one had parents that lived on the adjacent lake, and one used a RV life trip wizard app.

Figure 15.

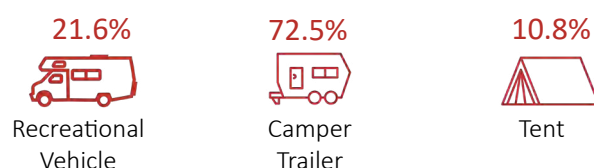
### Camping Frequency in Minnesota



Q15: How often do you go camping in Minnesota from May 1st-October 31st? (Responses: 160)

Figure 16.

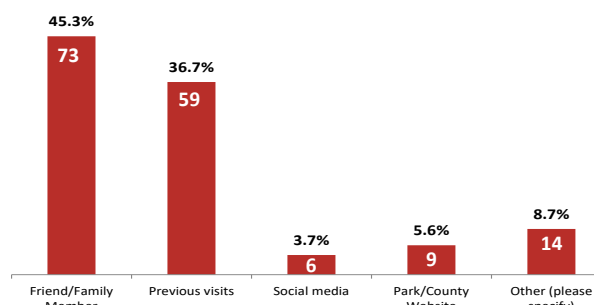
### Camping Style



Q6: How are you camping during your visit? (Select all that apply) (responses: 167)

Figure 17.

### How Campers Learned About Park



Q19: How did you first learn about this campground? (Responses: 161)



## Campground Tourism

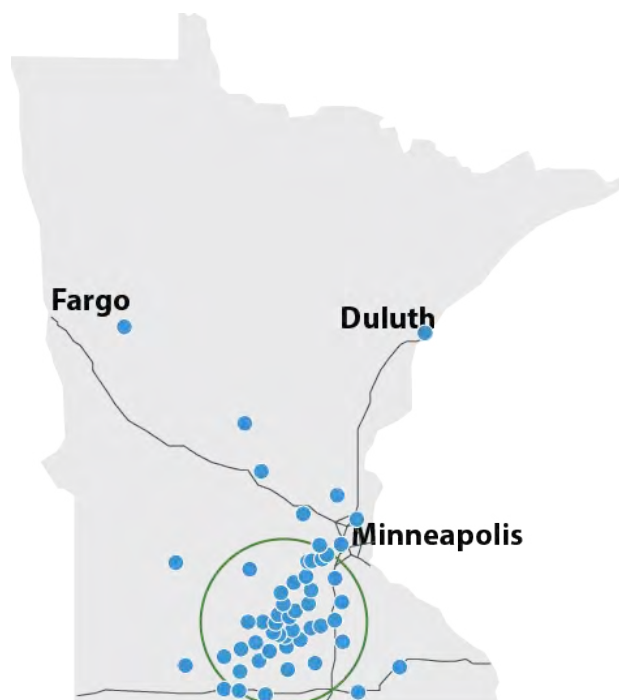
**The majority of survey participants at Lake Washington Park were local visitors.** For this report, a tourist is defined as someone who is visiting from 50 miles or more away from their home zip code. Of the 171 respondents, 135 (78.9%) were from within a 50-mile radius of the campground. Of the remaining 36 visitors, 23 (13.5%) were from within Minnesota, and 13 (7.6%) were out-of-state visitors.

Thirteen in-state visitors came from the St. Cloud/Twin Cities area, and three came from the Austin area. Tourists also came from Duluth, Windom, Detroit Lakes, and Little Falls.

Out-of-state visitors included five respondents from South Dakota, two from Wisconsin, and one from each of the following states: Illinois, Iowa, Nevada, Alabama, and New York.

Figure 18.

### Where Participants Are From: In State



Q3: What is your 5-digit home zip code or 6-digit postal code? (Responses: 172)

Figure 19.

### Where Participants Are From: Nationally



Q3: What is your 5-digit home zip code or 6-digit postal code? (Responses: 172)  
Heitor dp, CC BY-SA 3.0 <<http://creativecommons.org/licenses/by-sa/3.0/>>, via Wikimedia Commons

**The survey also asked respondents about activities or places their camping group had or planned to visit locally during their stay.**

The survey asked about three types of local attractions: 1. Events/Activities, 2. Parks & Trails, and 3. Museums/Historical Sites.

For nearby events or activities, 56 responded that they did plan to attend an event/activity. When asked to specify what events or activities, ten mentioned going to a nearby farmers market (only two mentioned specifically St. Peter and Mankato), eight mentioned going to the nearby winery, six mentioned nearby 4th of July celebrations, and six mentioned going to a personal event such as a wedding, graduation party, or family reunion. Other mentioned activities included the Le Sueur County fair, and River Fest.

When asked about nearby parks and trails, 25 respondents stated that they planned to visit a park or trail. Ten mentioned going on the trails within the campground, two mentioned going to Duck Lake Park and Minneopa State Park. Other mentions included wanting to visit State Parks nearby and being open to suggestions.

Only three respondents indicated that they planned to visit nearby historic sites and museums. These included the Children's Museum in Mankato, The Vault, and a general comment of “nearby sites.”

**Respondents were asked to provide their favorite campgrounds in Minnesota as a way to compare user interest and expectations.**

Lake Washington respondents provided 59 responses. Lake Washington Park was the most popular with campground users; noted by 22 respondents (37.3%), followed by Lake Shetek State Park with four responses (6.8%). Eagle Cliff and Loon Lake each received three responses. Kiesler’s Campground & RV Resort, Nerstrand Big Woods State Park, Schroeder’s County Park, and

Cannon Falls Campground were noted by two respondents each.

Of the favorite campgrounds provided, eight are located within fifty miles of Lake Washington Campground (Bray Park & Campground, Dakota Meadows RV Park, Fort Ridgely State Park, Kamp Dels, Kiesler’s Campground & RV Resort, Nerstrand Big Woods State Park, North Shore Campground and Sawmill Campground), making them all potential competitors for campground users.

Six other campgrounds fall within the 100-mile radius and include Bluff Valley, Frontenac Park, Cannon Falls, Schroeder's County Park, Lake Shetek State Park and Loon Lake. These campgrounds fall within the tourism markets of Red Wing, Rochester, St. Cloud and Murray/Jackson counties. Of the other noted favorite campgrounds, seven of them are located in the arrowhead region of Minnesota.

Figure 20.

**Favorite Campground in Minnesota**



Q21: Do you have a favorite campground in Minnesota? (Responses: 159)



## Campground Economic Impact

**When measuring the economic impact of campgrounds and their users within a community, traditional methods used for analysis do not account for the entire campground experience.** Typically, when tourists are visiting a location for an event or vacation, they are looking for accommodations (such as hotel or Airbnb), purchasing food for all their meals at the destination, and going to specific sites or events. Groups that are going to campgrounds are typically paying for their campsite (which typically costs a fraction of most other accommodations) and attempting to purchase all their supplies and food ahead of arriving at the campground so that they can cook at the campground. Due to these reasons, tracking expenditures at local bars/restaurants, events/activities, camping supplies and equipment rentals did not assist much in telling the entire story of the campground experience.

For Lake Washington Park campground users, when asked how much they planned to spend on these categories, the most popular response

was less than \$25.00, which included several responses stating that they did not plan on spending anything in these categories.

When asked about their overall budget planned for their camping trip (excluding transportation costs), 118 respondents (75.1%) stated that they budgeted for less than \$200, 32 stated that they budgeted for \$200-\$400 (20.4%), four budgeted for \$401-\$700, two planned to spend \$401-\$700, and one indicated that they had an unlimited budget for their trip.

One thing noted during in-person survey collection is that campground users typically considered their budget to only consist of the site itself. Another thing to note regarding campground expenditures is that participants' budgeted expenditures apply to the respondent's current campground visit and do not account for multiple visits to this or other campgrounds in Minnesota. During in-person surveys, several respondents noted that they come to Lake Washington Park multiple times

Figure 21.1

### Anticipated Spending During Visit



Q9: How much do you plan on spending on the following? (Responses: 159)

a season, and that their current trip was their second or third time in the current season. There were also multiple groups that turned down the survey because they had already taken it during a previous visit. These groups may not be purchasing certain supplies for every visit, so their general camping cost may decrease over the season.

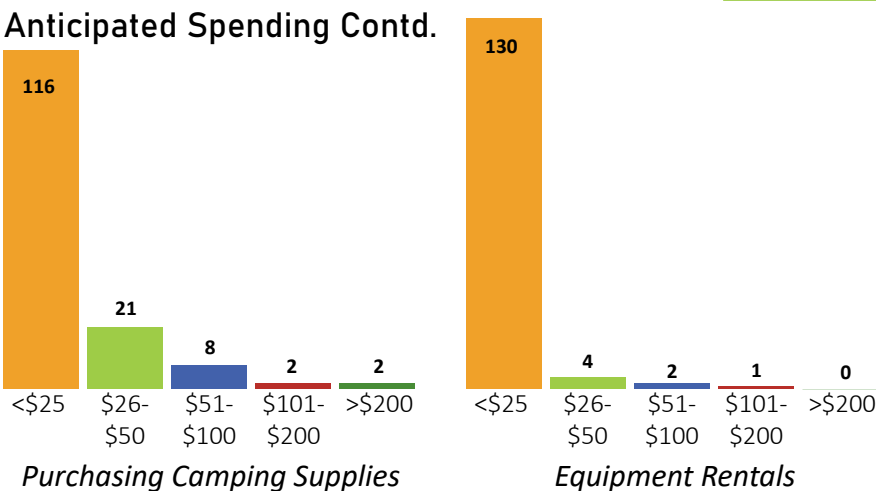
Other notes gathered from both the in-person survey collection and the collected surveys included that in general, survey respondents were not opposed to spending money on any of the above-mentioned categories, but rather, they had no specific plans to. Responses were often followed by comments that their spending in these categories depended on the weather and the activity they were doing during the day. Campground respondents were more likely to simply explore the local area and see what was available after arrival.

**For future analysis, it is encouraged to analyze potential economic impact from an opportunity cost perspective.** This entails estimating what experiences, services, and goods that campground users are willing to purchase, and matching them to their

willingness to spend on those experiences' goods and services.

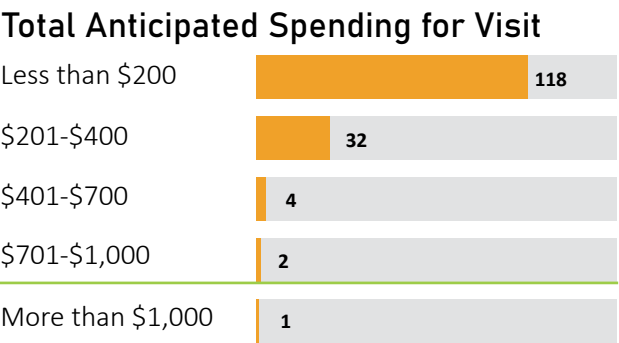
Lake Washington Park's greatest economic impact on its surrounding communities lies within the number of nearby residents that choose to utilize the park's recreational opportunities rather than travel further away. As noted earlier, 78.9% of survey respondents were from within 50 miles of the campground. This implies that visitors are doing most of their spending locally on groceries, swimming accessories, yard games, first aid items, grilling accessories, etc. These local dollars spent help maintain the local business community, jobs in the area, and spur demand for complementary services in the area.

Figure 21.2



Q9: How much do you plan on spending on the following? (Responses: 159)

Figure 22



Q14: Overall, how much do you plan on spending during this visit (excluding transportation costs to and from your campsite? (Responses: 157)





### Past Campground User Analysis

**In an attempt to gather more information on campground user experience for each of the campgrounds, a past user survey was conducted for seven of the GMRPTC parks in southwestern Minnesota:** Garvin Park, Hole in the Mountain Park, Lake Washington Park, Memorial Park, Plum Creek Park, Ramsey Park, and Twin Lakes Park. The survey was intended for users who camped or visited the campgrounds between 2019 and 2021.

Out of 34 past campground user responses, two (5.9%) stated that they had visited Lake Washington Park since 2019. Both responses stated that they camped overnight in a camper trailer for 2-3 days. When asked about the date of their visits, one respondent stated that they were at the campground in August 2021, while the other stated they were at the campground in June (year not specified).

Both survey respondents were “very satisfied” with all of the campground features excluding bathrooms/showers and playgrounds, as these features did not apply to one user’s visit.

Both respondents identified activities that they or their group participated in while camping at Lake Washington Campground. One noted that they visited nearby parks or trails, and the other noted that they purchased camping supplies.

When asked how likely the user was to return to these parks in the next two years to camp, one respondent stated that they have already booked a reservation, and the other stated that they planned to come back to the campground. One survey respondent stated that they would recommend Lake Washington Park to a friend or

Figure 23.

#### Overall Satisfaction with Campground



Q2: How would you rate your overall experience with the parks you have visited? (Responses: 2)

family member (the other respondent skipped this question).

When asked if the respondent had a favorite campground in Minnesota, one respondent noted that Itasca State Park was their favorite campground. When asked about resources they used to plan their park and campground visits, one user noted that they used campground/county website, social media, recommendations from friends and family, and the Explore Minnesota website.

#### Past User Demographics

Only one survey respondent who visited Lake Washington Park provided demographic information. Due to this, this information will not be included in this report.

# Conclusion

The following are recommendations provided based on all survey responses, in-person surveys, and observations while performing the Lake Washington Park campground analysis in summer 2022. While these recommendations are not comprehensive, they do highlight the top responses and observations.

## Campground Recommendations

The most requested amenities for the campground were water/sewer hook-ups for each site. However, during in-person survey collection, these recommendations would be followed up with comments from campers understanding that it may not be feasible to build these items. Several respondents mentioned that due to the layout of the campground (bathrooms/shower building, playground and shelter on one end) users would like to see something on the other side of the campground as well.

As part of the campground's master plan, lake access is expected to be available for the 2024 season. This amenity was the second most requested for survey respondents. As construction is completed, it is advised that smaller installations (such as a fishing dock) be made so campers can take advantage of this new amenity. Also, to compliment the increased lake access, the county may benefit from having equipment available to rent such as canoes, kayaks, and other items.

## Tourism Recommendations

Lake Washington Park is a local staple that provides recreational opportunities for locals and tourists. Although isolated in nature, the campground also benefits from its proximity to the twin cities area, Mankato, St. Peter, and other smaller communities in the area. Although most of these cities have direct highway access, the campground itself is somewhat separated from the trunk highway system. The campground's connections, proximity to communities, and physical location lends itself to being a well-known asset and a tucked-away oasis at the same time. This is a marketing opportunity for Lake Washington Park.

Most campground users at Lake Washington Park are returning users who are accustomed to having organized activities and events brought to them. One recommendation to spur spending from campground users at Lake Washington Park is to reach out to its local users to understand what other activities or educational programs they'd like to see at the park a, marketing the park as a crossroads of the many communities that visit the campground throughout each season.

Laek Washington Park is well positioned to expand on its events and activities. The amount of space at the campground lends itself to be a viable site for future farmers markets, craft shows and many other events that aim to gather services, experiences, and goods from many of the neighboring communities.

## Future Surveys/Studies

Analyzing the awareness of spending opportunities near the campground is recommended. This can be done by asking about specific businesses and what campground users would like to have in the area. Another point of interest to study is the willingness of campground users to spend each night to potentially increase revenues to fund some of the amenities and upgrades noted by survey takers.

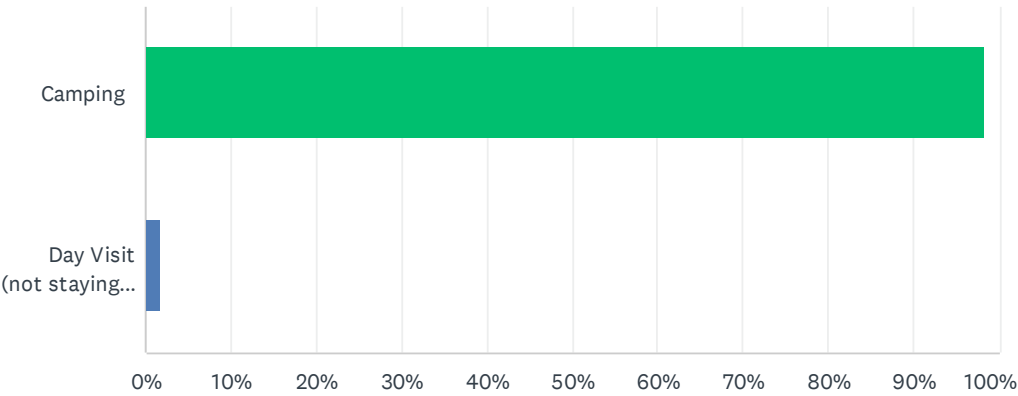
Future studies are also recommended to find out how repeat campers are investing for their camping season at Lake Washington Campground. This can include opening

and close-out season surveys, studies of campground usage once lake access is available, and more.



# Q1 Why are you visiting the campground?

Answered: 172    Skipped: 0



ANSWER CHOICES		RESPONSES	
Camping		98.26%	169
Day Visit (not staying overnight)		1.74%	3
TOTAL			172

## Q2 What are the dates of your visit? (Include month/date for the length of your visit)

Answered: 170    Skipped: 2

ANSWER CHOICES	RESPONSES
Start date of visit	100.00% 170
End date of visit	98.82% 168

#	START DATE OF VISIT	DATE
1	8/12/22	9/14/2022 3:14 PM
2	8/12/22	9/14/2022 3:13 PM
3	8/13/22	9/14/2022 3:11 PM
4	8/12/22	9/14/2022 3:09 PM
5	8/12/22	9/14/2022 3:07 PM
6	8/11/22	9/14/2022 3:05 PM
7	8/12/22	9/14/2022 3:03 PM
8	08/12/22	9/14/2022 3:01 PM
9	08/12/22	9/14/2022 2:58 PM
10	8/11/22	9/14/2022 2:56 PM
11	8/11/22	9/14/2022 2:53 PM
12	8/11/22	9/14/2022 2:51 PM
13	8/12	9/14/2022 2:49 PM
14	08/12/22	9/14/2022 2:46 PM
15	8/11/22	9/14/2022 2:44 PM
16	08/10/22	9/14/2022 2:41 PM
17	08/05/22	9/14/2022 2:38 PM
18	08/04/22	9/14/2022 2:31 PM
19	7/15/22	9/13/2022 8:14 PM
20	9/2	9/12/2022 5:56 PM
21	09/09/2022	9/12/2022 5:39 PM
22	8/12-22	9/12/2022 2:25 PM
23	8/26/22	9/12/2022 1:50 PM
24	9/9/22	9/12/2022 1:34 PM
25	About July 29	9/12/2022 11:16 AM
26	06/09/2022	9/12/2022 10:02 AM
27	9/1	9/12/2022 9:49 AM
28	05/12/22	9/12/2022 9:46 AM



# Lake Washington Park Campground Survey

29	06/02/22	9/12/2022 8:45 AM
30	June	9/12/2022 8:44 AM
31	9/9/22	9/12/2022 8:43 AM
32	9/9/2022	9/12/2022 8:42 AM
33	8/26/22	9/12/2022 8:33 AM
34	July 11	9/12/2022 8:26 AM
35	9/2	9/12/2022 8:23 AM
36	07\12	9/12/2022 8:21 AM
37	5/6/2022	9/12/2022 8:18 AM
38	6/3/22	9/12/2022 8:16 AM
39	August 12	9/12/2022 8:05 AM
40	8.31.22	9/12/2022 8:04 AM
41	9/9/22	9/12/2022 7:55 AM
42	Sept 1	9/12/2022 7:44 AM
43	September 2,2022	9/12/2022 7:43 AM
44	09/08/2022	9/12/2022 7:35 AM
45	5/6/22	9/12/2022 7:34 AM
46	9/9/22	9/11/2022 8:21 AM
47	10/7/22	9/10/2022 2:31 PM
48	8-19-23	8/30/2022 8:03 PM
49	8-19-23	8/30/2022 7:51 PM
50	aug 19, 2022	8/29/2022 6:28 AM
51	08/13	8/25/2022 8:51 PM
52	8/19	8/25/2022 8:17 PM
53	08/22/2022	8/25/2022 8:05 PM
54	8/21	8/25/2022 8:03 PM
55	8/19/23	8/25/2022 4:02 PM
56	8/19/22	8/25/2022 3:57 PM
57	08/17/22	8/20/2022 12:26 PM
58	july 29	8/15/2022 7:20 PM
59	July 30	8/15/2022 12:02 PM
60	August 12	8/14/2022 9:37 PM
61	7/27	8/14/2022 7:39 AM
62	7/27	8/14/2022 7:29 AM
63	8/5/22	8/13/2022 6:52 AM
64	August 5	8/11/2022 7:44 PM
65	7-22-22	8/11/2022 5:34 PM
66	08/05	8/11/2022 5:07 PM

# Lake Washington Park Campground Survey

67	July 29	8/11/2022 2:24 PM
68	august 4 2022	8/11/2022 2:17 PM
69	08/05/22	8/8/2022 11:05 AM
70	08/05/22	8/8/2022 11:02 AM
71	08/04/22	8/8/2022 10:59 AM
72	08/05/22	8/8/2022 10:56 AM
73	08/05/22	8/8/2022 10:54 AM
74	08/05/22	8/8/2022 10:52 AM
75	08/04/22	8/8/2022 10:49 AM
76	08/05/22	8/8/2022 10:47 AM
77	08/04/22	8/8/2022 10:45 AM
78	08/05/22	8/8/2022 10:43 AM
79	08/05/22	8/8/2022 10:40 AM
80	07/29/22	8/8/2022 10:38 AM
81	07/29/22	8/8/2022 10:35 AM
82	07/29/22	8/8/2022 10:31 AM
83	07/29/22	8/8/2022 10:30 AM
84	07/29/22	8/8/2022 10:27 AM
85	07/29/22	8/8/2022 10:24 AM
86	07/29/22	8/8/2022 10:22 AM
87	07/29/22	8/8/2022 10:20 AM
88	07/29/22	8/8/2022 10:18 AM
89	07/29/22	8/8/2022 10:16 AM
90	07/29/22	8/8/2022 9:59 AM
91	07/22/22	8/8/2022 9:55 AM
92	07/21/22	8/8/2022 9:50 AM
93	07/21/22	8/8/2022 9:46 AM
94	07/21/22	8/8/2022 9:43 AM
95	06/24/22	8/8/2022 9:40 AM
96	06/24/22	8/8/2022 9:36 AM
97	07/06/22	8/8/2022 9:33 AM
98	06/30/22	8/8/2022 9:29 AM
99	06/01/22	8/8/2022 9:26 AM
100	07/01/22	8/8/2022 9:24 AM
101	07/01/22	8/8/2022 9:21 AM
102	07/01/22	8/8/2022 9:00 AM
103	07/01/22	8/8/2022 8:58 AM
104	07/02/22	8/8/2022 8:54 AM

# Lake Washington Park Campground Survey

105	07/01/22	8/8/2022 8:47 AM
106	07/08/22	8/8/2022 8:33 AM
107	07/29/22	8/8/2022 8:25 AM
108	07-15-2022	7/25/2022 8:00 AM
109	July 11	7/21/2022 8:18 PM
110	L July 6, 2022	7/21/2022 4:29 PM
111	07/20/2022	7/21/2022 3:19 PM
112	7-15	7/21/2022 2:27 PM
113	07/01/22	7/12/2022 11:23 AM
114	06/24/22	7/12/2022 11:20 AM
115	07/01/22	7/12/2022 11:16 AM
116	07/01/22	7/12/2022 11:11 AM
117	07/01/22	7/12/2022 11:09 AM
118	07/01/22	7/12/2022 11:06 AM
119	07/01/22	7/12/2022 11:00 AM
120	07/01/22	7/12/2022 10:56 AM
121	05/27	7/11/2022 12:14 PM
122	July 1 2022	7/11/2022 8:33 AM
123	7/01/22	7/10/2022 2:40 PM
124	July 8	7/10/2022 8:56 AM
125	July 6	7/10/2022 12:56 AM
126	7-1-22	7/7/2022 1:51 PM
127	4-2-22	7/7/2022 12:18 PM
128	6/30/22	7/7/2022 8:36 AM
129	june 24 2022	7/7/2022 8:20 AM
130	6-30-2022	7/6/2022 9:40 PM
131	7-2	7/6/2022 5:05 PM
132	7/1	7/6/2022 4:34 PM
133	6/6/22	7/3/2022 3:37 PM
134	July 1	6/29/2022 9:26 PM
135	4/11/22	6/27/2022 7:10 PM
136	may 21, 2022	6/27/2022 4:43 PM
137	6/10/22	6/26/2022 9:18 AM
138	6/10/2022	6/25/2022 8:32 PM
139	6/10/22	6/24/2022 5:27 PM
140	06/02/2022	6/24/2022 8:35 AM
141	May 13 2022	6/23/2022 9:40 PM
142	9/2	6/23/2022 7:17 PM

# Lake Washington Park Campground Survey

143	June 10 2022	6/23/2022 3:45 PM
144	June 10, 2022	6/23/2022 3:41 PM
145	May 13, 2022	6/23/2022 2:22 PM
146	6-17-2022	6/23/2022 2:06 PM
147	6/16/22	6/23/2022 1:24 PM
148	6/19/2022	6/23/2022 12:45 PM
149	May 26	6/23/2022 12:05 PM
150	6/17/22	6/23/2022 10:11 AM
151	5/19/22	6/23/2022 9:53 AM
152	06/02/22	6/23/2022 9:43 AM
153	06/13/21	6/17/2022 10:36 AM
154	6/3	6/7/2022 2:13 PM
155	6/2	6/7/2022 2:10 PM
156	6/2	6/7/2022 2:06 PM
157	06/02	6/7/2022 12:23 PM
158	05/31	6/7/2022 11:51 AM
159	06/02	6/7/2022 11:44 AM
160	6/02	6/7/2022 11:38 AM
161	6/2	6/7/2022 11:29 AM
162	6/02	6/7/2022 11:18 AM
163	5-27-22	6/1/2022 2:48 PM
164	05/27	6/1/2022 10:43 AM
165	05/28/2022	6/1/2022 9:35 AM
166	May28	6/1/2022 9:13 AM
167	5/27/22	6/1/2022 9:02 AM
168	5/27	6/1/2022 8:51 AM
169	6-10-22	5/30/2022 11:17 AM
170	05/26/2022	5/27/2022 2:11 PM
#	END DATE OF VISIT	DATE
1	8/14/22	9/14/2022 3:14 PM
2	8/14/22	9/14/2022 3:13 PM
3	8/13/22	9/14/2022 3:11 PM
4	8/14/22	9/14/2022 3:09 PM
5	8/14/22	9/14/2022 3:07 PM
6	8/14/22	9/14/2022 3:05 PM
7	8/14/22	9/14/2022 3:03 PM
8	8/14/22	9/14/2022 3:01 PM
9	08/14/22	9/14/2022 2:58 PM

# Lake Washington Park Campground Survey

10	8/14/22	9/14/2022 2:56 PM
11	8/14/22	9/14/2022 2:53 PM
12	8/14/22	9/14/2022 2:51 PM
13	8/14	9/14/2022 2:49 PM
14	08/14/22	9/14/2022 2:46 PM
15	8/14/22	9/14/2022 2:44 PM
16	8/14/22	9/14/2022 2:41 PM
17	08/7/22	9/14/2022 2:38 PM
18	08/06/22	9/14/2022 2:31 PM
19	7/17/22	9/13/2022 8:14 PM
20	9/5	9/12/2022 5:56 PM
21	09/11/2022	9/12/2022 5:39 PM
22	8-14-22	9/12/2022 2:25 PM
23	9/7/22	9/12/2022 1:50 PM
24	9/11/22	9/12/2022 1:34 PM
25	06/13/2022	9/12/2022 10:02 AM
26	9/4	9/12/2022 9:49 AM
27	05/14/15	9/12/2022 9:46 AM
28	06/05/22	9/12/2022 8:45 AM
29	9/11/22	9/12/2022 8:43 AM
30	9/11/2022	9/12/2022 8:42 AM
31	8/28/22	9/12/2022 8:33 AM
32	July 16	9/12/2022 8:26 AM
33	9/4	9/12/2022 8:23 AM
34	07\14	9/12/2022 8:21 AM
35	5/8/2022	9/12/2022 8:18 AM
36	6/5/22	9/12/2022 8:16 AM
37	August 14	9/12/2022 8:05 AM
38	9.5.22	9/12/2022 8:04 AM
39	9/11/22	9/12/2022 7:55 AM
40	Sept 5	9/12/2022 7:44 AM
41	September 5,2022	9/12/2022 7:43 AM
42	09:101/22	9/12/2022 7:35 AM
43	5/9/22	9/12/2022 7:34 AM
44	9/11/22	9/11/2022 8:21 AM
45	10/14/22	9/10/2022 2:31 PM
46	8-21-22	8/30/2022 8:03 PM
47	8-21-22	8/30/2022 7:51 PM



# Lake Washington Park Campground Survey

48	aug 21, 2022	8/29/2022 6:28 AM
49	08/14	8/25/2022 8:51 PM
50	08/21	8/25/2022 8:17 PM
51	08/25/2022	8/25/2022 8:05 PM
52	8/23	8/25/2022 8:03 PM
53	8/21/22	8/25/2022 4:02 PM
54	8/21/22	8/25/2022 3:57 PM
55	08/21/22	8/20/2022 12:26 PM
56	july31	8/15/2022 7:20 PM
57	Aug 7	8/15/2022 12:02 PM
58	August 14	8/14/2022 9:37 PM
59	7/30	8/14/2022 7:39 AM
60	7/30	8/14/2022 7:29 AM
61	8/7/22	8/13/2022 6:52 AM
62	August 7	8/11/2022 7:44 PM
63	7-24-22	8/11/2022 5:34 PM
64	08/07	8/11/2022 5:07 PM
65	July31	8/11/2022 2:24 PM
66	august 7 2022	8/11/2022 2:17 PM
67	08/07/22	8/8/2022 11:05 AM
68	08/07/22	8/8/2022 11:02 AM
69	08/07/22	8/8/2022 10:59 AM
70	08/07/22	8/8/2022 10:56 AM
71	08/07/22	8/8/2022 10:54 AM
72	08/07/22	8/8/2022 10:52 AM
73	08/07/22	8/8/2022 10:49 AM
74	08/07/22	8/8/2022 10:47 AM
75	08/07/22	8/8/2022 10:45 AM
76	08/07/22	8/8/2022 10:43 AM
77	08/08/22	8/8/2022 10:40 AM
78	08/02/22	8/8/2022 10:38 AM
79	07/31/22	8/8/2022 10:35 AM
80	07/31/22	8/8/2022 10:31 AM
81	07/31/22	8/8/2022 10:30 AM
82	07/31/22	8/8/2022 10:27 AM
83	07/31/22	8/8/2022 10:24 AM
84	07/31/22	8/8/2022 10:22 AM
85	07/31/22	8/8/2022 10:20 AM

# Lake Washington Park Campground Survey

86	07/31/22	8/8/2022 10:18 AM
87	07/31/22	8/8/2022 10:16 AM
88	07/31/22	8/8/2022 9:59 AM
89	07/24/22	8/8/2022 9:55 AM
90	07/24/22	8/8/2022 9:50 AM
91	07/24/22	8/8/2022 9:46 AM
92	07/24/22	8/8/2022 9:43 AM
93	06/26/22	8/8/2022 9:40 AM
94	06/26/22	8/8/2022 9:36 AM
95	07/10/22	8/8/2022 9:33 AM
96	07/04/22	8/8/2022 9:29 AM
97	06/04/22	8/8/2022 9:26 AM
98	07/05/22	8/8/2022 9:24 AM
99	07/05/22	8/8/2022 9:21 AM
100	07/04/22	8/8/2022 9:00 AM
101	07/05/22	8/8/2022 8:58 AM
102	07/02/22	8/8/2022 8:54 AM
103	07/04/22	8/8/2022 8:47 AM
104	07/10/22	8/8/2022 8:33 AM
105	07/31/22	8/8/2022 8:25 AM
106	07-24-2022	7/25/2022 8:00 AM
107	July 17	7/21/2022 8:18 PM
108	July 10, 2022	7/21/2022 4:29 PM
109	07/20/2022	7/21/2022 3:19 PM
110	7-17	7/21/2022 2:27 PM
111	07/04/22	7/12/2022 11:23 AM
112	06/27/22	7/12/2022 11:20 AM
113	07/05/22	7/12/2022 11:16 AM
114	07/04/22	7/12/2022 11:11 AM
115	07/04/22	7/12/2022 11:09 AM
116	07/04/22	7/12/2022 11:06 AM
117	07/04/22	7/12/2022 11:00 AM
118	07/04/22	7/12/2022 10:56 AM
119	05/30	7/11/2022 12:14 PM
120	July 4	7/11/2022 8:33 AM
121	7/04/22	7/10/2022 2:40 PM
122	July 10	7/10/2022 8:56 AM
123	July 10	7/10/2022 12:56 AM

# Lake Washington Park Campground Survey

124	7-4-22	7/7/2022 1:51 PM
125	4-4-22	7/7/2022 12:18 PM
126	7/4/22	7/7/2022 8:36 AM
127	july 08 2022	7/7/2022 8:20 AM
128	7-3-2022	7/6/2022 9:40 PM
129	7-3	7/6/2022 5:05 PM
130	7/4	7/6/2022 4:34 PM
131	6/8/22	7/3/2022 3:37 PM
132	July 4	6/29/2022 9:26 PM
133	4/12/22	6/27/2022 7:10 PM
134	may 21, 2022	6/27/2022 4:43 PM
135	6/12/22	6/26/2022 9:18 AM
136	6/12/2022	6/25/2022 8:32 PM
137	6/12/22	6/24/2022 5:27 PM
138	06/15/2022	6/24/2022 8:35 AM
139	May 15 2022	6/23/2022 9:40 PM
140	9/5	6/23/2022 7:17 PM
141	June12 2022	6/23/2022 3:45 PM
142	June 12, 2022	6/23/2022 3:41 PM
143	May 15, 2022	6/23/2022 2:22 PM
144	6-19-2022	6/23/2022 2:06 PM
145	6/19/22	6/23/2022 1:24 PM
146	6/23/2022	6/23/2022 12:45 PM
147	May30	6/23/2022 12:05 PM
148	6/20/22	6/23/2022 10:11 AM
149	5/22/22	6/23/2022 9:53 AM
150	06/05/22	6/23/2022 9:43 AM
151	06/16/21	6/17/2022 10:36 AM
152	6/5	6/7/2022 2:13 PM
153	6/5	6/7/2022 2:10 PM
154	6/05	6/7/2022 2:06 PM
155	06/05	6/7/2022 12:23 PM
156	07/05	6/7/2022 11:51 AM
157	06/05	6/7/2022 11:44 AM
158	6/05	6/7/2022 11:38 AM
159	6/05	6/7/2022 11:29 AM
160	6/05	6/7/2022 11:18 AM
161	5/30/22	6/1/2022 2:48 PM

## Lake Washington Park Campground Survey

162	05/30	6/1/2022 10:43 AM
163	05/31/2022	6/1/2022 9:35 AM
164	May 31	6/1/2022 9:13 AM
165	5/30/22	6/1/2022 9:02 AM
166	5/30	6/1/2022 8:51 AM
167	6/12/22	5/30/2022 11:17 AM
168	05/30/2022	5/27/2022 2:11 PM

## Q3 What is your 5-digit home zipcode or 6-digit postal code?

Answered: 172 Skipped: 0

#	RESPONSES	DATE
1	56090	9/14/2022 3:14 PM
2	56063	9/14/2022 3:13 PM
3	56055	9/14/2022 3:11 PM
4	56013	9/14/2022 3:09 PM
5	55060	9/14/2022 3:07 PM
6	56050	9/14/2022 3:05 PM
7	56001	9/14/2022 3:03 PM
8	55406	9/14/2022 3:01 PM
9	55811	9/14/2022 2:58 PM
10	56031	9/14/2022 2:56 PM
11	55976	9/14/2022 2:53 PM
12	56031	9/14/2022 2:51 PM
13	35976	9/14/2022 2:49 PM
14	56003	9/14/2022 2:46 PM
15	56071	9/14/2022 2:44 PM
16	56011	9/14/2022 2:41 PM
17	55439	9/14/2022 2:38 PM
18	56057	9/14/2022 2:31 PM
19	56069	9/13/2022 8:14 PM
20	56057	9/12/2022 5:56 PM
21	56001	9/12/2022 5:39 PM
22	56055	9/12/2022 2:25 PM
23	57719	9/12/2022 1:50 PM
24	56048	9/12/2022 1:34 PM
25	56082	9/12/2022 11:16 AM
26	56063	9/12/2022 10:02 AM
27	56181	9/12/2022 9:49 AM
28	56011	9/12/2022 9:46 AM
29	56088	9/12/2022 8:45 AM
30	56082	9/12/2022 8:44 AM
31	56003	9/12/2022 8:43 AM
32	56001	9/12/2022 8:42 AM
33	56011	9/12/2022 8:33 AM



# Lake Washington Park Campground Survey

34	55912	9/12/2022 8:26 AM
35	56050	9/12/2022 8:23 AM
36	56082	9/12/2022 8:21 AM
37	56011	9/12/2022 8:18 AM
38	56058	9/12/2022 8:16 AM
39	56055	9/12/2022 8:05 AM
40	56001	9/12/2022 8:04 AM
41	56345	9/12/2022 7:55 AM
42	55379	9/12/2022 7:44 AM
43	56063	9/12/2022 7:43 AM
44	13308	9/12/2022 7:35 AM
45	56011	9/12/2022 7:34 AM
46	55060	9/11/2022 8:21 AM
47	56058	9/10/2022 2:31 PM
48	56050	8/30/2022 8:03 PM
49	56050	8/30/2022 7:51 PM
50	55352	8/29/2022 6:28 AM
51	55347	8/25/2022 8:51 PM
52	56011	8/25/2022 8:17 PM
53	56003	8/25/2022 8:05 PM
54	56071	8/25/2022 8:03 PM
55	56088	8/25/2022 4:02 PM
56	56017	8/25/2022 3:57 PM
57	56044	8/20/2022 12:26 PM
58	56058	8/15/2022 7:20 PM
59	56080	8/15/2022 12:02 PM
60	56055	8/14/2022 9:37 PM
61	56003	8/14/2022 7:39 AM
62	56003	8/14/2022 7:29 AM
63	56345	8/13/2022 6:52 AM
64	55052	8/11/2022 7:44 PM
65	56017	8/11/2022 7:16 PM
66	56024	8/11/2022 5:34 PM
67	56003	8/11/2022 5:07 PM
68	56071	8/11/2022 2:24 PM
69	56037	8/11/2022 2:17 PM
70	56068	8/8/2022 11:05 AM
71	56072	8/8/2022 11:02 AM

# Lake Washington Park Campground Survey

72	89509	8/8/2022 10:59 AM
73	55021	8/8/2022 10:56 AM
74	55021	8/8/2022 10:54 AM
75	56502	8/8/2022 10:52 AM
76	56037	8/8/2022 10:49 AM
77	56001	8/8/2022 10:47 AM
78	56050	8/8/2022 10:45 AM
79	55318	8/8/2022 10:43 AM
80	56063	8/8/2022 10:40 AM
81	57349	8/8/2022 10:38 AM
82	56074	8/8/2022 10:35 AM
83	56071	8/8/2022 10:31 AM
84	56071	8/8/2022 10:30 AM
85	56071	8/8/2022 10:27 AM
86	56062	8/8/2022 10:24 AM
87	57106	8/8/2022 10:22 AM
88	56058	8/8/2022 10:20 AM
89	56096	8/8/2022 10:18 AM
90	56057	8/8/2022 10:16 AM
91	56048	8/8/2022 9:59 AM
92	56379	8/8/2022 9:55 AM
93	56055	8/8/2022 9:50 AM
94	55312	8/8/2022 9:46 AM
95	55044	8/8/2022 9:43 AM
96	56090	8/8/2022 9:40 AM
97	56055	8/8/2022 9:36 AM
98	53805	8/8/2022 9:33 AM
99	55057	8/8/2022 9:29 AM
100	56058	8/8/2022 9:26 AM
101	56058	8/8/2022 9:24 AM
102	55057	8/8/2022 9:21 AM
103	56001	8/8/2022 9:00 AM
104	56284	8/8/2022 8:58 AM
105	56058	8/8/2022 8:54 AM
106	56082	8/8/2022 8:47 AM
107	56001	8/8/2022 8:33 AM
108	56345	8/8/2022 8:25 AM
109	56001	7/25/2022 8:00 AM

# Lake Washington Park Campground Survey

110	55912	7/21/2022 8:18 PM
111	56024	7/21/2022 6:26 PM
112	530	7/21/2022 4:29 PM
113	56058	7/21/2022 3:19 PM
114	57055	7/21/2022 2:27 PM
115	56003	7/12/2022 11:23 AM
116	50226	7/12/2022 11:20 AM
117	56058	7/12/2022 11:16 AM
118	56082	7/12/2022 11:11 AM
119	55318	7/12/2022 11:09 AM
120	55318	7/12/2022 11:06 AM
121	56082	7/12/2022 11:00 AM
122	56082	7/12/2022 10:56 AM
123	55305	7/11/2022 12:14 PM
124	56284	7/11/2022 8:33 AM
125	56082	7/10/2022 2:40 PM
126	56024	7/10/2022 8:56 AM
127	56017	7/10/2022 12:56 AM
128	55044	7/7/2022 1:51 PM
129	53818	7/7/2022 12:18 PM
130	60641	7/7/2022 8:36 AM
131	57103	7/7/2022 8:20 AM
132	56003	7/6/2022 9:40 PM
133	56003	7/6/2022 5:05 PM
134	55318	7/6/2022 4:34 PM
135	55406	7/3/2022 3:37 PM
136	56003	6/29/2022 9:26 PM
137	57201	6/27/2022 7:10 PM
138	56058	6/27/2022 4:43 PM
139	56101	6/26/2022 9:18 AM
140	55912	6/25/2022 8:32 PM
141	56057	6/24/2022 5:27 PM
142	56063	6/24/2022 8:35 AM
143	55352	6/23/2022 9:40 PM
144	56057	6/23/2022 7:17 PM
145	56062	6/23/2022 3:45 PM
146	56062	6/23/2022 3:41 PM
147	56001	6/23/2022 2:22 PM

# Lake Washington Park Campground Survey

148	56024	6/23/2022 2:06 PM
149	56001	6/23/2022 1:24 PM
150	56001	6/23/2022 12:45 PM
151	56017	6/23/2022 12:05 PM
152	56063	6/23/2022 10:11 AM
153	56001	6/23/2022 9:53 AM
154	56003	6/23/2022 9:43 AM
155	56003	6/17/2022 10:36 AM
156	56081	6/7/2022 2:13 PM
157	56003	6/7/2022 2:10 PM
158	56001	6/7/2022 2:06 PM
159	55352	6/7/2022 12:23 PM
160	56050	6/7/2022 11:51 AM
161	56003	6/7/2022 11:44 AM
162	56088	6/7/2022 11:38 AM
163	55038	6/7/2022 11:29 AM
164	55005	6/7/2022 11:18 AM
165	56021	6/1/2022 2:48 PM
166	55305	6/1/2022 10:43 AM
167	56001	6/1/2022 9:35 AM
168	56017	6/1/2022 9:13 AM
169	55376	6/1/2022 9:02 AM
170	56074	6/1/2022 8:51 AM
171	56058	5/30/2022 11:17 AM
172	56017	5/27/2022 2:11 PM

## Q4 How many people are camping in your group during this visit?

Answered: 168 Skipped: 4

#	RESPONSES	DATE
1	11	9/14/2022 3:14 PM
2	11	9/14/2022 3:13 PM
3	10	9/14/2022 3:09 PM
4	12	9/14/2022 3:07 PM
5	6	9/14/2022 3:05 PM
6	3	9/14/2022 3:03 PM
7	2	9/14/2022 3:01 PM
8	6	9/14/2022 2:59 PM
9	20	9/14/2022 2:56 PM
10	5	9/14/2022 2:54 PM
11	20	9/14/2022 2:51 PM
12	5	9/14/2022 2:49 PM
13	2	9/14/2022 2:47 PM
14	5	9/14/2022 2:44 PM
15	4	9/14/2022 2:41 PM
16	2	9/14/2022 2:38 PM
17	2	9/14/2022 2:36 PM
18	4	9/13/2022 8:14 PM
19	2	9/12/2022 5:57 PM
20	4	9/12/2022 5:39 PM
21	2	9/12/2022 2:26 PM
22	2	9/12/2022 1:50 PM
23	3	9/12/2022 1:35 PM
24	2	9/12/2022 11:17 AM
25	2	9/12/2022 10:02 AM
26	2	9/12/2022 9:49 AM
27	22	9/12/2022 9:46 AM
28	8	9/12/2022 8:46 AM
29	4	9/12/2022 8:45 AM
30	5	9/12/2022 8:44 AM
31	6	9/12/2022 8:43 AM
32	2	9/12/2022 8:33 AM
33	2	9/12/2022 8:26 AM



# Lake Washington Park Campground Survey

34	1	9/12/2022 8:23 AM
35	2	9/12/2022 8:22 AM
36	2	9/12/2022 8:19 AM
37	2	9/12/2022 8:16 AM
38	3	9/12/2022 8:05 AM
39	7	9/12/2022 8:05 AM
40	2	9/12/2022 7:55 AM
41	4	9/12/2022 7:45 AM
42	9	9/12/2022 7:43 AM
43	2	9/12/2022 7:36 AM
44	20	9/12/2022 7:34 AM
45	2	9/11/2022 8:22 AM
46	2	9/10/2022 2:32 PM
47	6	8/30/2022 8:03 PM
48	6	8/30/2022 7:51 PM
49	4	8/29/2022 6:28 AM
50	4	8/25/2022 8:52 PM
51	2	8/25/2022 8:17 PM
52	6	8/25/2022 8:05 PM
53	5	8/25/2022 8:03 PM
54	9	8/25/2022 4:03 PM
55	14	8/25/2022 3:57 PM
56	10	8/20/2022 12:27 PM
57	2-4	8/15/2022 7:21 PM
58	10	8/15/2022 12:03 PM
59	3	8/14/2022 9:38 PM
60	4	8/14/2022 7:40 AM
61	4	8/14/2022 7:29 AM
62	2	8/13/2022 6:52 AM
63	7	8/11/2022 7:44 PM
64	2	8/11/2022 7:17 PM
65	13	8/11/2022 5:36 PM
66	4	8/11/2022 5:07 PM
67	2	8/11/2022 2:24 PM
68	2	8/11/2022 2:18 PM
69	2	8/8/2022 11:05 AM
70	5	8/8/2022 11:02 AM
71	2	8/8/2022 10:59 AM

# Lake Washington Park Campground Survey

72	2	8/8/2022 10:57 AM
73	2	8/8/2022 10:54 AM
74	2	8/8/2022 10:52 AM
75	2	8/8/2022 10:50 AM
76	2	8/8/2022 10:47 AM
77	2	8/8/2022 10:45 AM
78	4	8/8/2022 10:43 AM
79	16	8/8/2022 10:40 AM
80	7	8/8/2022 10:38 AM
81	2	8/8/2022 10:35 AM
82	6	8/8/2022 10:31 AM
83	2	8/8/2022 10:30 AM
84	6	8/8/2022 10:27 AM
85	4	8/8/2022 10:25 AM
86	2	8/8/2022 10:22 AM
87	2-6	8/8/2022 10:20 AM
88	4	8/8/2022 10:18 AM
89	2	8/8/2022 10:16 AM
90	5	8/8/2022 10:00 AM
91	6	8/8/2022 9:55 AM
92	2	8/8/2022 9:50 AM
93	4	8/8/2022 9:46 AM
94	4	8/8/2022 9:43 AM
95	6	8/8/2022 9:40 AM
96	11	8/8/2022 9:36 AM
97	2	8/8/2022 9:33 AM
98	8	8/8/2022 9:29 AM
99	17	8/8/2022 9:27 AM
100	17	8/8/2022 9:24 AM
101	8	8/8/2022 9:21 AM
102	8	8/8/2022 9:01 AM
103	2	8/8/2022 8:58 AM
104	12	8/8/2022 8:51 AM
105	6	8/8/2022 8:34 AM
106	2	8/8/2022 8:25 AM
107	2	7/25/2022 8:01 AM
108	2	7/21/2022 8:19 PM
109	2	7/21/2022 4:30 PM

# Lake Washington Park Campground Survey

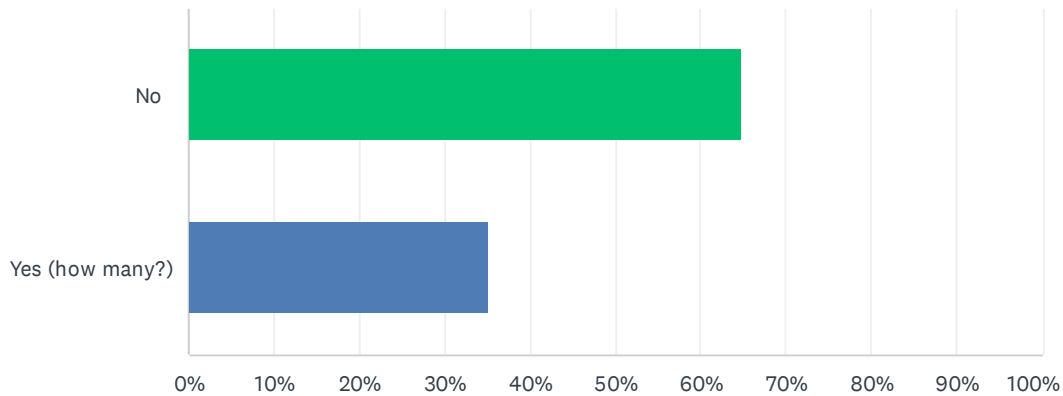
110	4	7/21/2022 2:28 PM
111	3	7/12/2022 11:23 AM
112	2	7/12/2022 11:20 AM
113	2 at campsite 17 in all our group	7/12/2022 11:16 AM
114	17	7/12/2022 11:12 AM
115	17 total over 7 sites	7/12/2022 11:09 AM
116	17	7/12/2022 11:06 AM
117	3	7/12/2022 11:00 AM
118	2	7/12/2022 10:56 AM
119	4	7/11/2022 12:14 PM
120	2	7/11/2022 8:34 AM
121	2	7/10/2022 2:40 PM
122	13	7/10/2022 8:57 AM
123	7	7/10/2022 12:58 AM
124	2	7/7/2022 1:52 PM
125	2	7/7/2022 12:19 PM
126	3	7/7/2022 8:36 AM
127	2	7/7/2022 8:20 AM
128	1	7/6/2022 9:41 PM
129	3	7/6/2022 5:06 PM
130	17	7/6/2022 4:35 PM
131	2	7/3/2022 3:37 PM
132	2	6/29/2022 9:27 PM
133	2	6/29/2022 3:19 AM
134	2	6/27/2022 7:10 PM
135	2	6/27/2022 4:43 PM
136	2	6/26/2022 9:19 AM
137	3	6/25/2022 8:32 PM
138	9	6/24/2022 5:28 PM
139	2	6/23/2022 9:41 PM
140	2	6/23/2022 7:17 PM
141	2	6/23/2022 3:46 PM
142	2	6/23/2022 3:43 PM
143	5	6/23/2022 2:23 PM
144	9	6/23/2022 2:07 PM
145	2	6/23/2022 1:25 PM
146	2	6/23/2022 12:45 PM
147	2	6/23/2022 12:05 PM

# Lake Washington Park Campground Survey

148	3	6/23/2022 10:11 AM
149	3	6/23/2022 9:53 AM
150	2	6/23/2022 9:44 AM
151	6	6/17/2022 10:37 AM
152	2	6/7/2022 2:14 PM
153	2	6/7/2022 2:10 PM
154	1	6/7/2022 2:06 PM
155	3	6/7/2022 12:24 PM
156	4	6/7/2022 11:51 AM
157	3	6/7/2022 11:45 AM
158	2	6/7/2022 11:41 AM
159	3	6/7/2022 11:29 AM
160	4	6/7/2022 11:18 AM
161	10	6/1/2022 2:49 PM
162	4	6/1/2022 10:43 AM
163	4	6/1/2022 9:35 AM
164	2	6/1/2022 9:14 AM
165	6	6/1/2022 9:03 AM
166	5	6/1/2022 8:51 AM
167	Group	5/30/2022 11:17 AM
168	2	5/27/2022 2:11 PM

## Q5 Are you camping with children (under 18 years old)?

Answered: 168    Skipped: 4



ANSWER CHOICES	RESPONSES	
No	64.88%	109
Yes (how many?)	35.12%	59
TOTAL		168

#	YES (HOW MANY?)	DATE
1	1	9/14/2022 2:56 PM
2	1	9/14/2022 2:54 PM
3	1	9/14/2022 2:51 PM
4	1	9/14/2022 2:49 PM
5	2	9/12/2022 5:39 PM
6	1	9/12/2022 1:35 PM
7	2	9/12/2022 8:45 AM
8	3	9/12/2022 8:44 AM
9	4	9/12/2022 8:43 AM
10	1	9/12/2022 8:05 AM
11	5	9/12/2022 8:05 AM
12	2	9/12/2022 7:45 AM
13	2	9/12/2022 7:43 AM
14	2	8/30/2022 8:03 PM
15	2	8/30/2022 7:51 PM
16	2	8/25/2022 8:52 PM
17	4	8/25/2022 8:05 PM
18	2	8/25/2022 8:03 PM



# Lake Washington Park Campground Survey

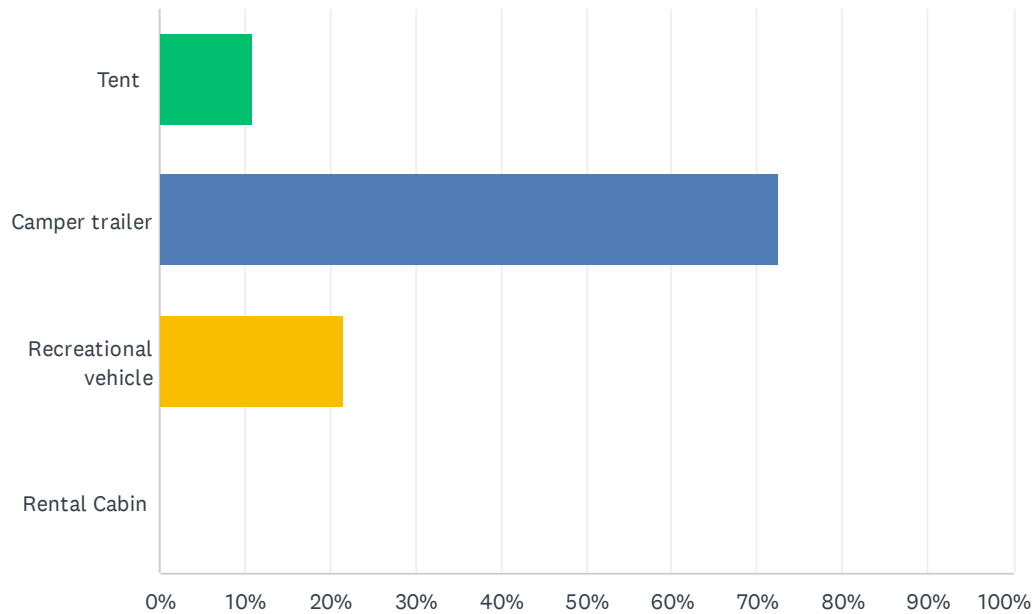
19	2	8/25/2022 4:03 PM
20	3	8/25/2022 3:57 PM
21	3	8/20/2022 12:27 PM
22	1	8/15/2022 12:03 PM
23	1	8/14/2022 9:38 PM
24	2	8/14/2022 7:40 AM
25	2	8/14/2022 7:29 AM
26	8	8/11/2022 5:36 PM
27	2	8/8/2022 11:02 AM
28	2	8/8/2022 10:43 AM
29	5	8/8/2022 10:38 AM
30	2	8/8/2022 10:18 AM
31	3	8/8/2022 10:00 AM
32	5	8/8/2022 9:55 AM
33	4	8/8/2022 9:40 AM
34	5	8/8/2022 9:36 AM
35	3	8/8/2022 9:29 AM
36	4	8/8/2022 9:27 AM
37	2	8/8/2022 9:24 AM
38	3	8/8/2022 9:21 AM
39	6	8/8/2022 9:01 AM
40	2	8/8/2022 8:51 AM
41	4	8/8/2022 8:34 AM
42	4	7/12/2022 11:12 AM
43	4	7/12/2022 11:09 AM
44	4	7/12/2022 11:06 AM
45	1	7/12/2022 11:00 AM
46	3	7/10/2022 8:57 AM
47	2	7/7/2022 8:36 AM
48	1	7/6/2022 5:06 PM
49	4	7/6/2022 4:35 PM
50	1	6/25/2022 8:32 PM
51	5	6/24/2022 5:28 PM
52	1	6/23/2022 10:11 AM
53	2	6/23/2022 9:53 AM
54	4	6/17/2022 10:37 AM
55	1	6/7/2022 12:24 PM
56	2	6/7/2022 11:51 AM

## Lake Washington Park Campground Survey

57	2	6/1/2022 9:03 AM
58	3	6/1/2022 8:51 AM
59	6	5/30/2022 11:17 AM

## Q6 How are you camping during your visit? (select all that apply)

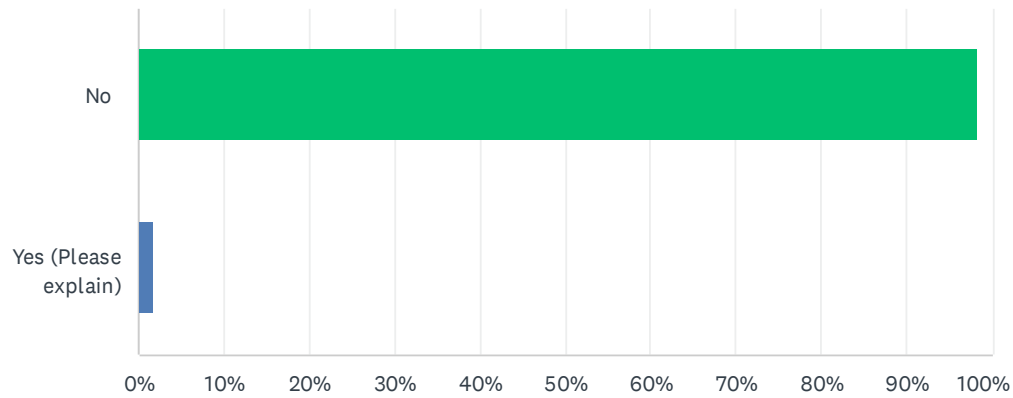
Answered: 167 Skipped: 5



ANSWER CHOICES	RESPONSES	
Tent	10.78%	18
Camper trailer	72.46%	121
Recreational vehicle	21.56%	36
Rental Cabin	0.00%	0
Total Respondents: 167		

## Q7 Did you have any issues accessing your campsite?

Answered: 166 Skipped: 6

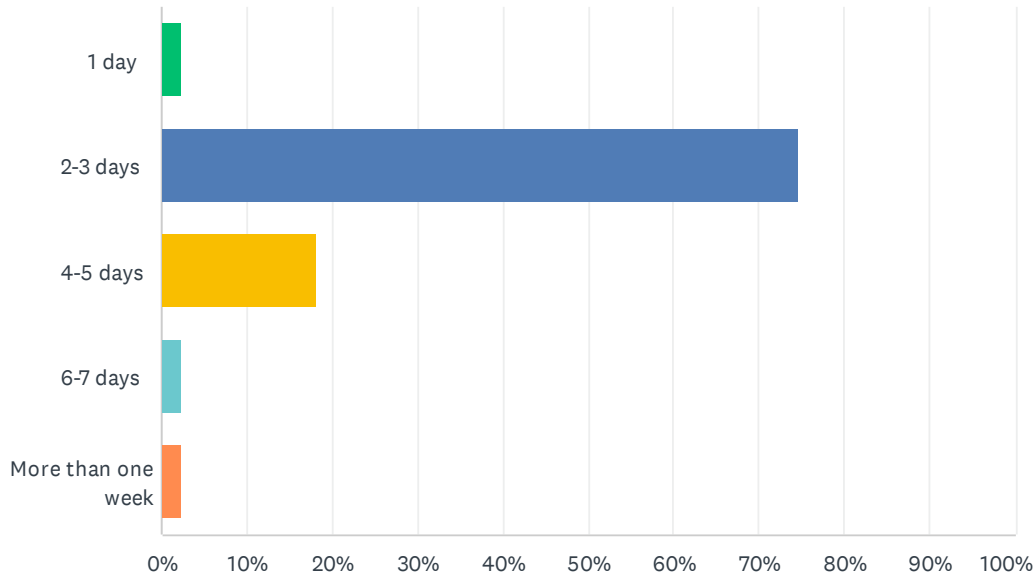


ANSWER CHOICES	RESPONSES	
No	98.19%	163
Yes (Please explain)	1.81%	3
TOTAL		166

#	YES (PLEASE EXPLAIN)	DATE
1	group site, we could not get 2 RVs parked facing each other in allotted space	8/8/2022 9:30 AM
2	unclear where to park	8/8/2022 9:22 AM
3	left over dog poop from previous campers	6/23/2022 12:46 PM

## Q8 How many days do you plan on staying at this campsite?

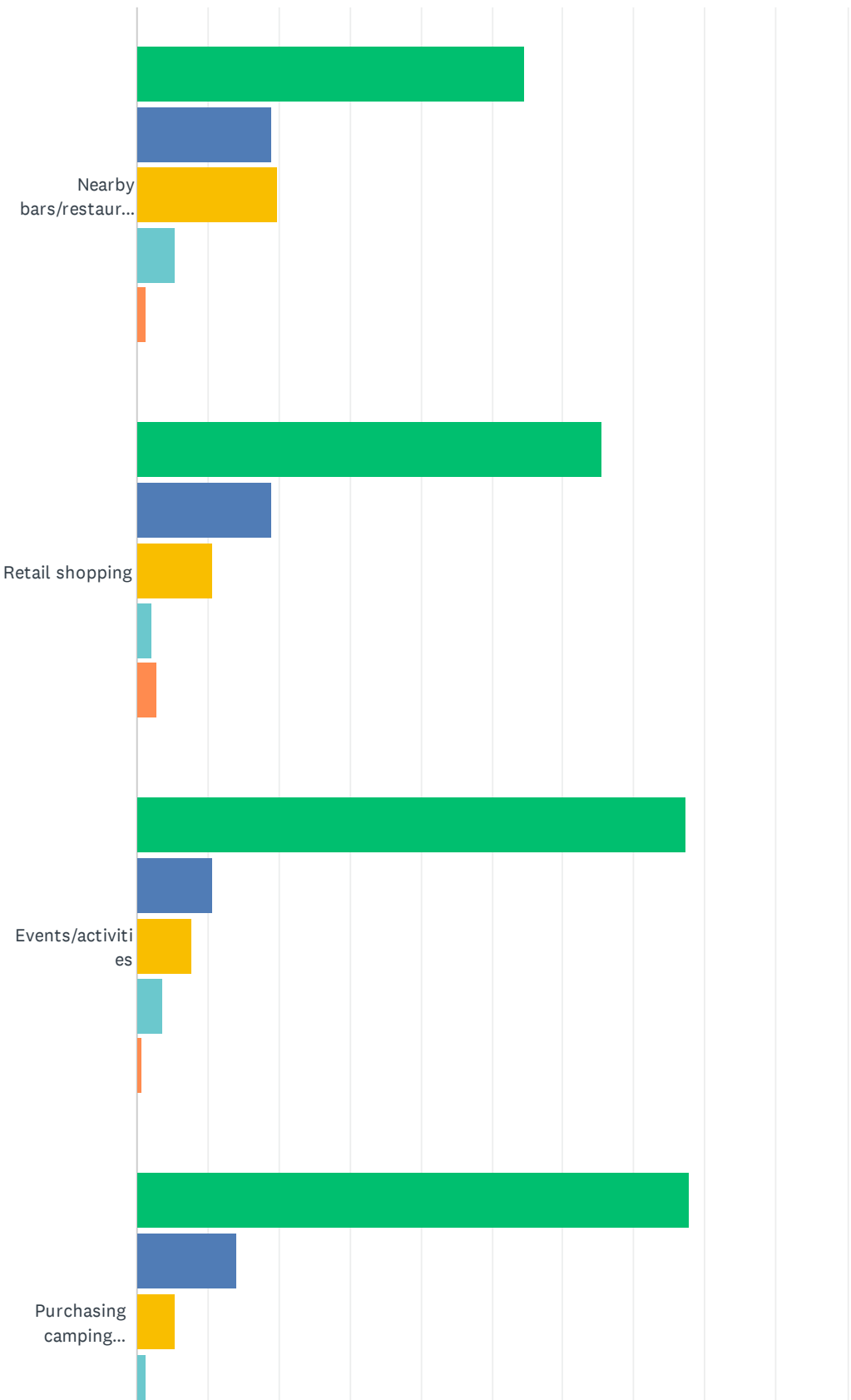
Answered: 166 Skipped: 6



ANSWER CHOICES	RESPONSES	
1 day	2.41%	4
2-3 days	74.70%	124
4-5 days	18.07%	30
6-7 days	2.41%	4
More than one week	2.41%	4
TOTAL		166

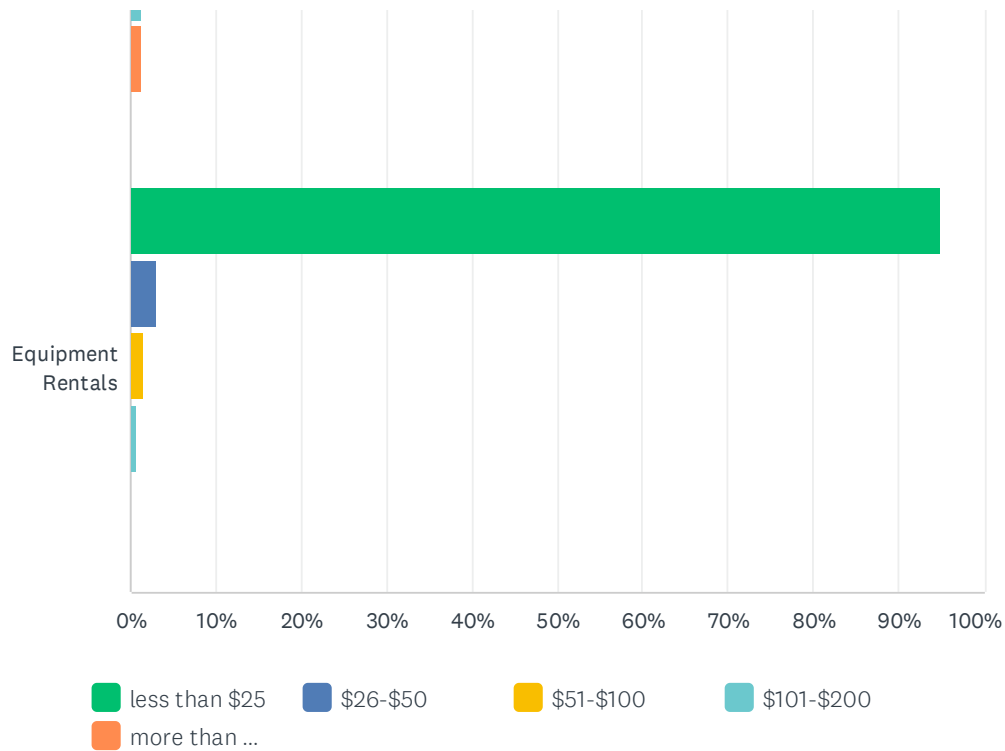
Q9 How much do you plan on spending on the following:

Answered: 159    Skipped: 13





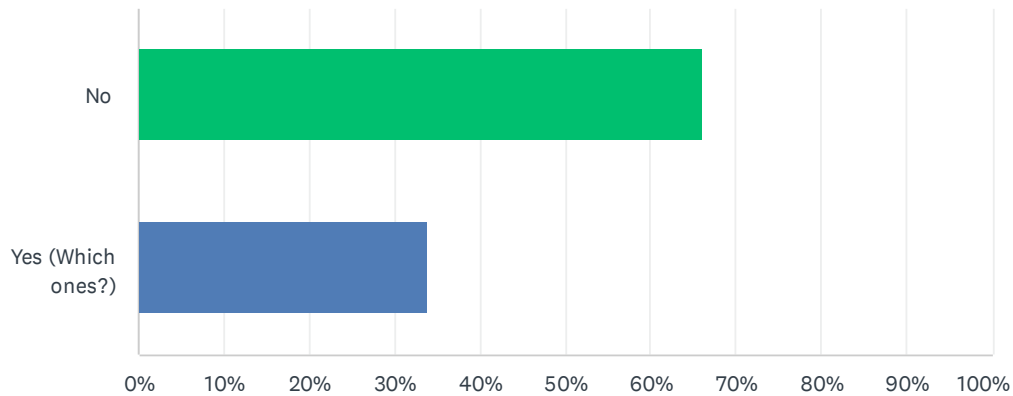
## Lake Washington Park Campground Survey



	LESS THAN \$25	\$26-\$50	\$51-\$100	\$101-\$200	MORE THAN \$200	TOTAL	WEIGHTED AVERAGE
Nearby bars/restaurants	54.61% 83	19.08% 29	19.74% 30	5.26% 8	1.32% 2	152	1.80
Retail shopping	65.49% 93	19.01% 27	10.56% 15	2.11% 3	2.82% 4	142	1.58
Events/activities	77.46% 110	10.56% 15	7.75% 11	3.52% 5	0.70% 1	142	1.39
Purchasing camping supplies	77.85% 116	14.09% 21	5.37% 8	1.34% 2	1.34% 2	149	1.34
Equipment Rentals	94.89% 130	2.92% 4	1.46% 2	0.73% 1	0.00% 0	137	1.08

## Q10 Do you plan to attend any nearby events or activities?

Answered: 165    Skipped: 7



ANSWER CHOICES	RESPONSES	
No	66.06%	109
Yes (Which ones?)	33.94%	56
<b>TOTAL</b>		<b>165</b>

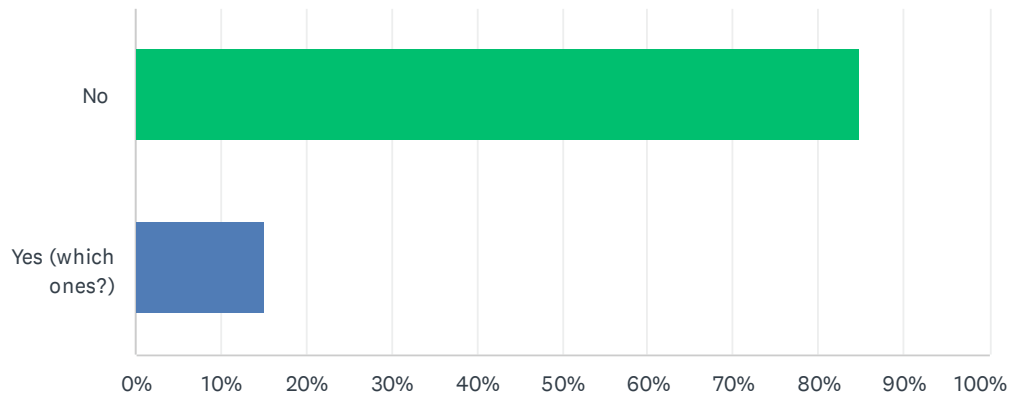
#	YES (WHICH ONES?)	DATE
1	farmer's market	9/14/2022 3:05 PM
2	farmer's market	9/14/2022 3:03 PM
3	farmer's market	9/14/2022 2:59 PM
4	farmer's market	9/14/2022 2:57 PM
5	farmers market	9/14/2022 2:54 PM
6	farmer's market	9/14/2022 2:52 PM
7	mankato farmers market	9/14/2022 2:50 PM
8	county fair-church	9/14/2022 2:42 PM
9	ribfest	9/14/2022 2:39 PM
10	farmers market	9/13/2022 8:15 PM
11	Hairball	9/12/2022 1:52 PM
12	Golf tournament	9/12/2022 8:47 AM
13	Breakfast on the farm	9/12/2022 8:45 AM
14	Depends what's available	9/12/2022 8:35 AM
15	Farmers market	9/11/2022 8:24 AM
16	Le Sueur county fair	8/29/2022 6:29 AM
17	Winery, college tour	8/25/2022 8:53 PM
18	Wedding	8/25/2022 4:05 PM

## Lake Washington Park Campground Survey

19	Movie	8/14/2022 7:41 AM
20	Movie	8/14/2022 7:31 AM
21	Chankaska Winery	8/11/2022 7:46 PM
22	Paddlefish days	8/11/2022 5:37 PM
23	family reunion	8/11/2022 2:20 PM
24	winery	8/8/2022 10:57 AM
25	winery	8/8/2022 10:53 AM
26	family reunion	8/8/2022 10:50 AM
27	we have a reunion	8/8/2022 10:48 AM
28	family reunion	8/8/2022 10:45 AM
29	valley fair/twins game	8/8/2022 10:38 AM
30	westwood marina	8/8/2022 10:32 AM
31	paddlefish days	8/8/2022 9:56 AM
32	swimming	8/8/2022 9:41 AM
33	4th of July events	8/8/2022 9:27 AM
34	farmer's market-St. Peter parade St. Peter	8/8/2022 9:22 AM
35	Flee markets, kayak, fishing	7/21/2022 2:30 PM
36	winery x2	7/12/2022 11:20 AM
37	st peter 4th of July	7/12/2022 11:17 AM
38	campground activities	7/12/2022 11:13 AM
39	bingo	7/12/2022 11:06 AM
40	4th of July Parade St. Peter	7/12/2022 11:00 AM
41	Fireworks, camp ground events	7/6/2022 4:36 PM
42	Parade in St. Peter	6/29/2022 9:28 PM
43	karaoke	6/27/2022 4:44 PM
44	graduation party	6/26/2022 9:20 AM
45	MPOC picnic @ Hiniker Pond, Mankato	6/23/2022 12:47 PM
46	Golf tournament	6/23/2022 9:45 AM
47	campground snacks	6/7/2022 2:14 PM
48	campground snacks	6/7/2022 2:11 PM
49	boating, River Fest	6/7/2022 11:53 AM
50	Winery and Golf	6/7/2022 11:45 AM
51	winery	6/7/2022 11:30 AM
52	winery	6/7/2022 11:20 AM
53	wedding	6/1/2022 2:49 PM
54	Winery	6/1/2022 9:03 AM
55	Softball Tournaments	6/1/2022 8:53 AM
56	Good truck, lake	5/27/2022 2:12 PM

## Q11 Do you plan to visit any nearby parks or trails?

Answered: 165 Skipped: 7



ANSWER CHOICES	RESPONSES	
No	84.85%	140
Yes (which ones?)	15.15%	25
TOTAL		165

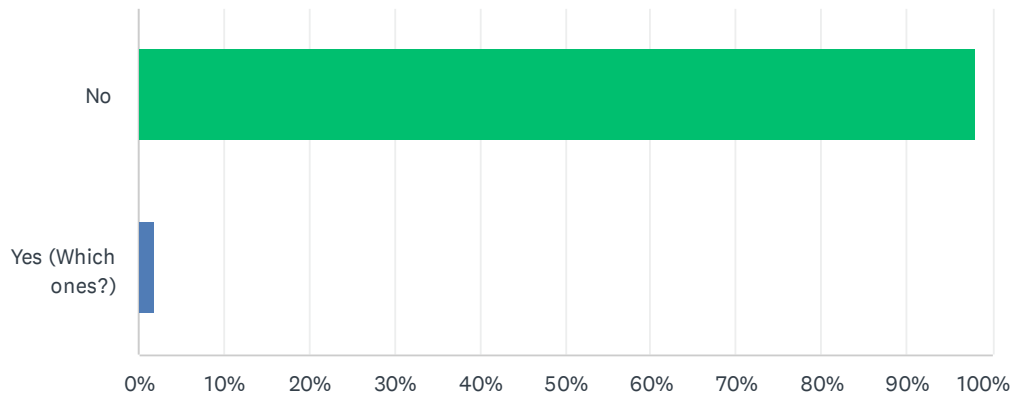
#	YES (WHICH ONES?)	DATE
1	trails within the campground	9/14/2022 2:42 PM
2	biking	9/14/2022 2:39 PM
3	Behind the campground	9/12/2022 9:47 AM
4	Duck lake	9/12/2022 8:45 AM
5	Area waterfalls	9/11/2022 8:24 AM
6	Lake Washinton	8/14/2022 7:41 AM
7	Lake Washinton	8/14/2022 7:31 AM
8	all the state trails in the area. have already ridden trails in lanesboro	8/8/2022 11:00 AM
9	same trails nearby, cicada trails	8/8/2022 10:53 AM
10	lakes	8/8/2022 10:25 AM
11	campground trails	8/8/2022 10:00 AM
12	duck lake county park	8/8/2022 9:56 AM
13	seven mile	8/8/2022 9:50 AM
14	ones around the campground	8/8/2022 9:41 AM
15	in the park here	8/8/2022 9:33 AM
16	we walk the trails here, the kids love them they just wish we could fish and swim	8/8/2022 8:35 AM
17	state park	8/8/2022 8:26 AM
18	Near by sites	7/21/2022 2:30 PM

## Lake Washington Park Campground Survey

19	state park	7/12/2022 11:20 AM
20	kayaking lake washington	7/12/2022 11:13 AM
21	Minneopa State Park	7/11/2022 12:15 PM
22	all of them	6/7/2022 11:53 AM
23	Minneopa State Park	6/1/2022 10:45 AM
24	Trails at the campground	6/1/2022 9:03 AM
25	Those here	5/27/2022 2:12 PM

## Q12 Do you plan on visiting any nearby museums or historical sites?

Answered: 165   Skipped: 7

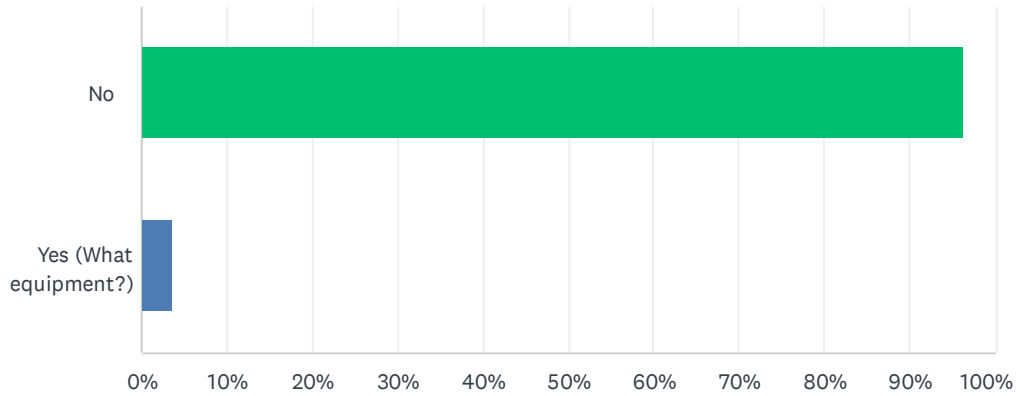


ANSWER CHOICES		RESPONSES
No		98.18% 162
Yes (Which ones?)		1.82% 3
TOTAL		165

#	YES (WHICH ONES?)	DATE
1	The Vault	9/12/2022 7:37 AM
2	Nearby sites	7/21/2022 2:30 PM
3	children's museum	6/7/2022 11:53 AM

## Q13 Are you renting equipment during this visit?

Answered: 163 Skipped: 9



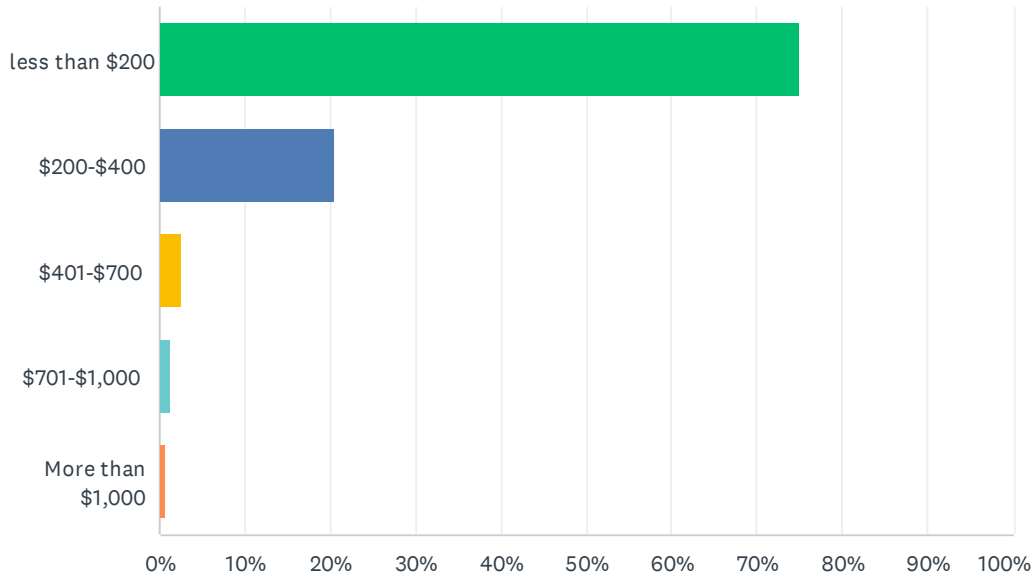
ANSWER CHOICES	RESPONSES
No	96.32% 157
Yes (What equipment?)	3.68% 6
TOTAL	163

#	YES (WHAT EQUIPMENT?)	DATE
1	Pontoon	7/21/2022 2:30 PM
2	Picnic shelter	6/24/2022 5:28 PM
3	rented truck to pull trailer	6/7/2022 12:25 PM
4	camper	6/7/2022 11:53 AM
5	RV	6/7/2022 11:20 AM
6	The cabin for a graduation	5/30/2022 11:18 AM



## Q14 Overall, how much did you plan on spending during this visit (excluding transportation costs to and from your campsite)?

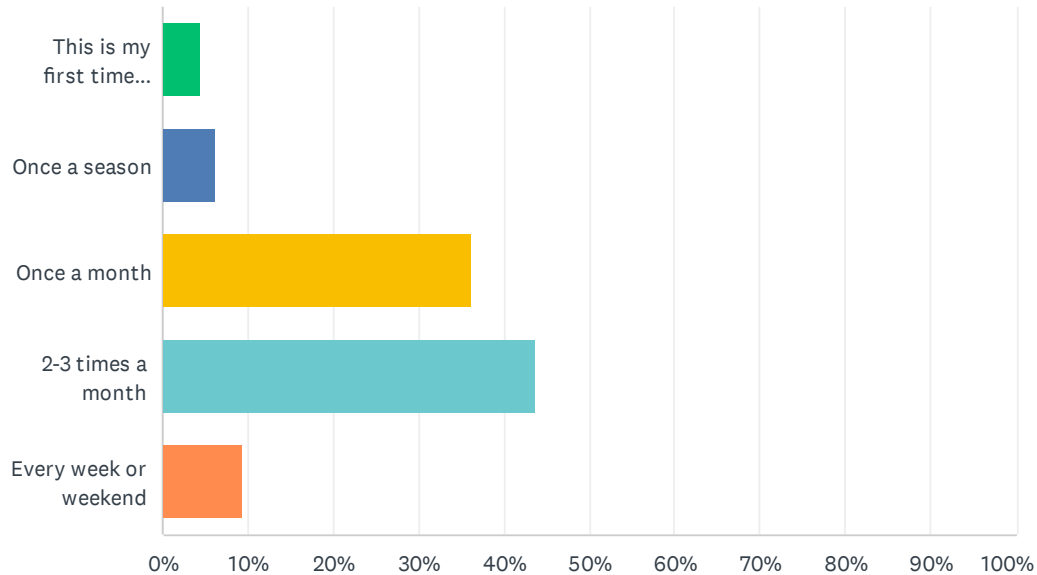
Answered: 157   Skipped: 15



ANSWER CHOICES	RESPONSES	
less than \$200	75.16%	118
\$200-\$400	20.38%	32
\$401-\$700	2.55%	4
\$701-\$1,000	1.27%	2
More than \$1,000	0.64%	1
TOTAL		157

## Q15 How often do you go camping in Minnesota from May 1st-October 31st?

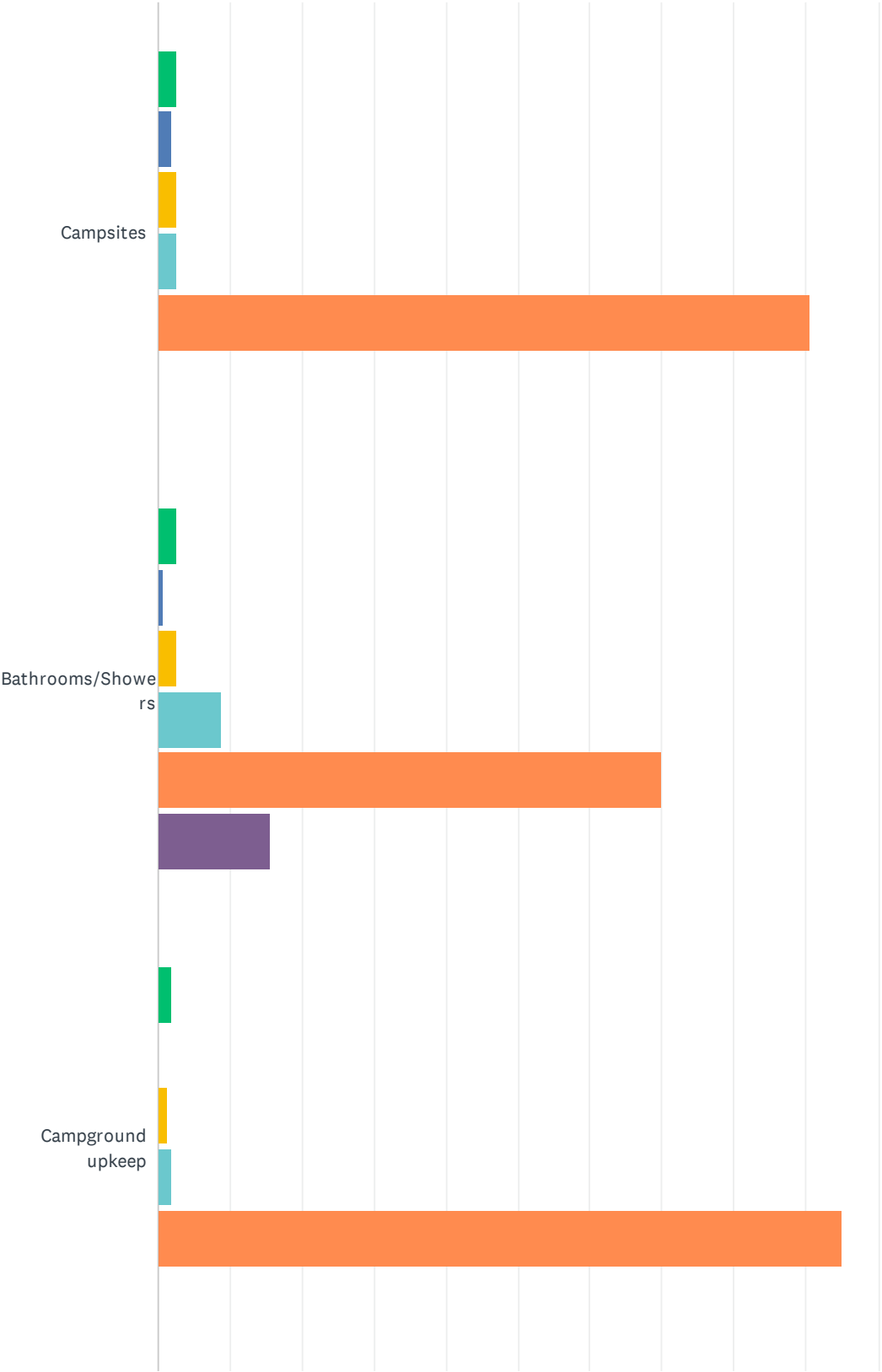
Answered: 160 Skipped: 12



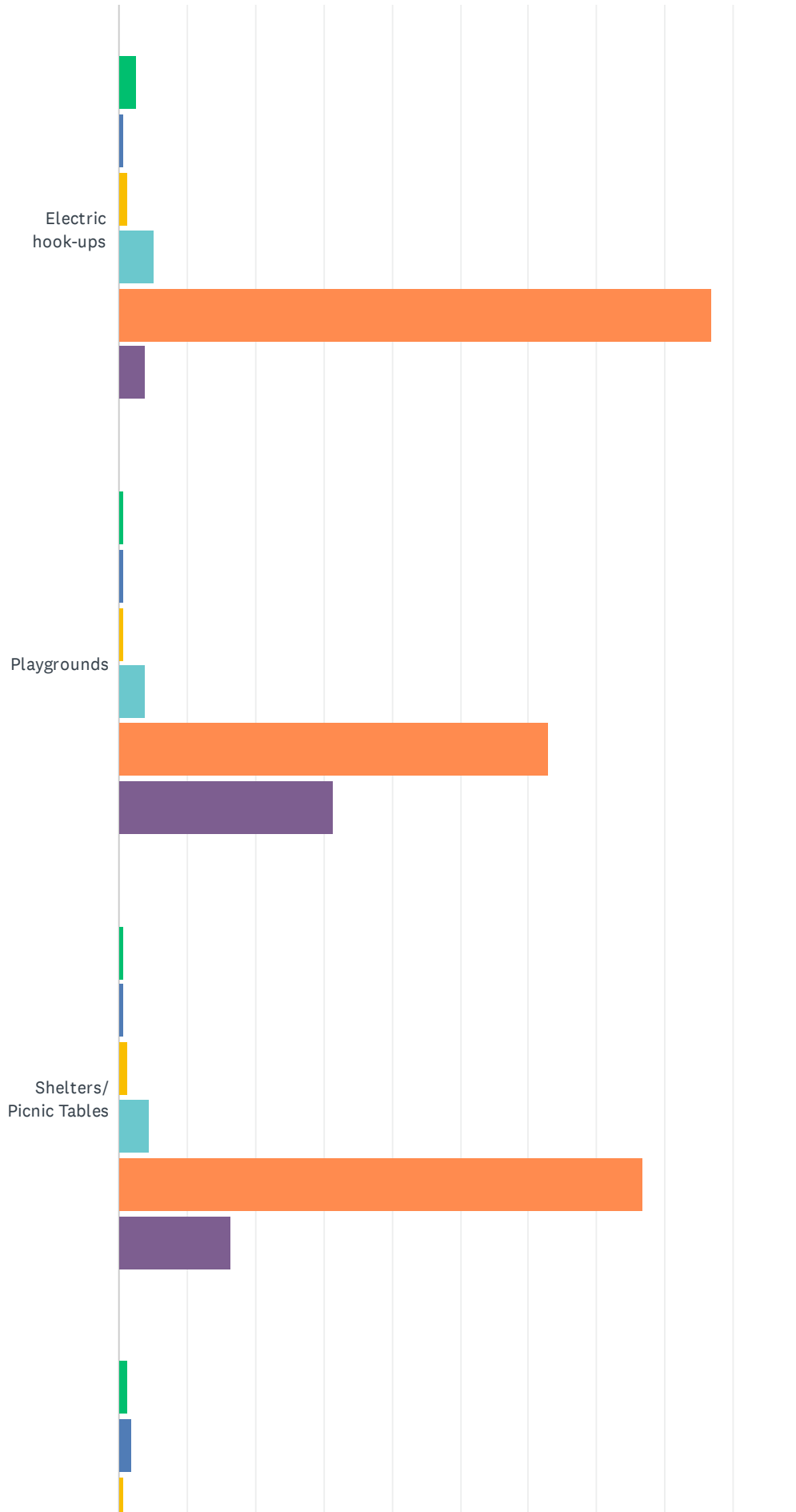
ANSWER CHOICES	RESPONSES	
This is my first time camping	4.38%	7
Once a season	6.25%	10
Once a month	36.25%	58
2-3 times a month	43.75%	70
Every week or weekend	9.38%	15
TOTAL		160

Q16 Overall, how would you rate your experience with the following park features?

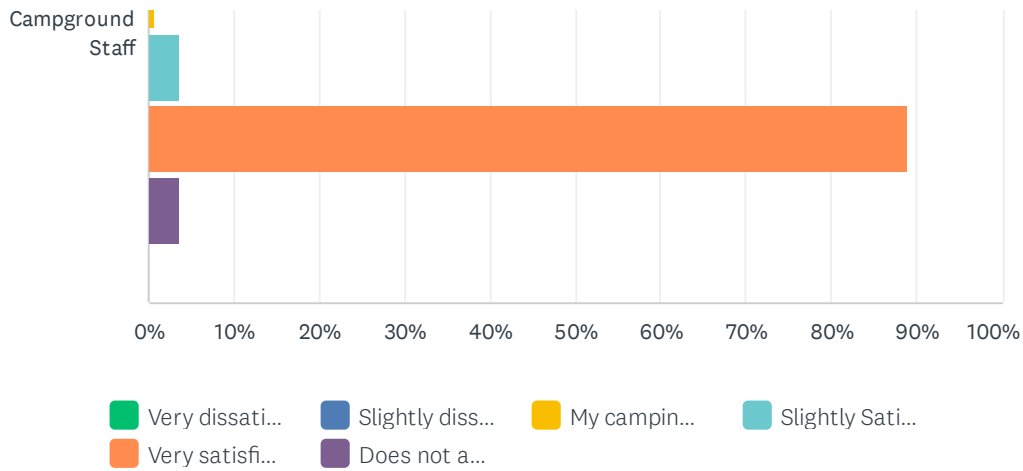
Answered: 161    Skipped: 11



# Lake Washington Park Campground Survey



## Lake Washington Park Campground Survey



	VERY DISSATISFIED	SLIGHTLY DISSATISFIED	MY CAMPING EXPERIENCE IS OKAY	SLIGHTLY SATISFIED	VERY SATISFIED	DOES NOT APPLY TO MY VISIT	TOTAL	WEIGHTED AVERAGE
Campsites	2.48% 4	1.86% 3	2.48% 4	2.48% 4	90.68% 146	0.00% 0	161	
Bathrooms/Showers	2.50% 4	0.63% 1	2.50% 4	8.75% 14	70.00% 112	15.63% 25	160	
Campground upkeep	1.88% 3	0.00% 0	1.25% 2	1.88% 3	95.00% 152	0.00% 0	160	
Electric hook-ups	2.52% 4	0.63% 1	1.26% 2	5.03% 8	86.79% 138	3.77% 6	159	
Playgrounds	0.63% 1	0.63% 1	0.63% 1	3.77% 6	62.89% 100	31.45% 50	159	
Shelters/ Picnic Tables	0.63% 1	0.63% 1	1.26% 2	4.40% 7	76.73% 122	16.35% 26	159	
Campground Staff	1.24% 2	1.86% 3	0.62% 1	3.73% 6	88.82% 143	3.73% 6	161	

## Q17 What additional amenities would you like to see at this campground?

Answered: 123 Skipped: 49

#	RESPONSES	DATE
1	<b>Campground Sites</b> could put extra sites between sites so that we dont have to walk so far to visit friends, sewer and water hookups	9/14/2022 3:16 PM
2	<b>Water/Sewer hook-ups</b> water and sewer hookups	9/14/2022 3:10 PM
3	<b>Water/Sewer hook-ups</b> sewer and water hookups could be added	9/14/2022 3:08 PM
4	<b>More amps</b> <b>Water/Sewer hook-ups</b> sewer water full hookups 30-50 amps	9/14/2022 3:00 PM
5	<b>More amps</b> <b>Water/Sewer hook-ups</b> all sites 30-50 amp sewer water	9/14/2022 2:58 PM
6	<b>Water/Sewer hook-ups</b> water hookups	9/14/2022 2:55 PM
7	<b>Water/Sewer hook-ups</b> water and sewer	9/14/2022 2:50 PM
8	<b>Water/Sewer hook-ups</b> full hookups	9/14/2022 2:48 PM
9	<b>boat/canoe rental</b> canoe rental, boat rental	9/14/2022 2:45 PM
10	<b>camp store</b> we love the camphost sue at lake washington!! Maybe down the road a small campstore, a few groceries, etc.	9/14/2022 2:43 PM
11	<b>NA</b> this campground is wonderful just the way it is	9/14/2022 2:37 PM
12	<b>Water/Sewer hook-ups</b> sewer hook up	9/13/2022 8:17 PM
13	<b>NA</b> Everything is great	9/12/2022 6:00 PM
14	<b>Lake Access</b> Lake access or beach	9/12/2022 5:42 PM
15	<b>Additional campground building amenities/upgrades</b> <b>Water/Sewer hook-ups</b> Full hookups, centrally located bathroom/shower	9/12/2022 2:31 PM
16	<b>Water/Sewer hook-ups</b> Full hookups	9/12/2022 1:54 PM
17	<b>trees/fences</b> More trees dividing the campsites for increased privacy and shade.	9/12/2022 1:37 PM
18	<b>Water/Sewer hook-ups</b> Water hookup	9/12/2022 9:49 AM
19	<b>Campground Sites</b> <b>Lake Access</b> <b>More amps</b> More sites, more 50 amp, lake access	9/12/2022 8:52 AM
20	<b>Lake Access</b> Access to beach to swim, kayak &/or fish	9/12/2022 8:49 AM
21	<b>more garbage cans</b> additional garbage cans near tent sites	9/12/2022 8:45 AM
22	<b>Water/Sewer hook-ups</b> Water hook ups	9/12/2022 8:30 AM
23	<b>Water/Sewer hook-ups</b> Water hook ups	9/12/2022 8:28 AM
24	<b>Additional campground building amenities/upgrades</b> Pool	9/12/2022 8:26 AM
25	<b>NA</b> N/A	9/12/2022 8:25 AM
26	<b>Water/Sewer hook-ups</b> Sewer hook up	9/12/2022 8:20 AM
27	<b>boat/canoe rental</b> Kayak rental	9/12/2022 8:07 AM
28	<b>Additional campground building amenities/upgrades</b> <b>Lake Access</b> Swimming for kids	9/12/2022 8:07 AM
29	<b>ADA</b> Handicap swing	9/12/2022 7:49 AM
30	<b>Campground Sites</b> <b>More amps</b> <b>Water/Sewer hook-ups</b> More 50 amp electric hook ups. More Camp sites with water hook ups. A group camp setup for 5 to 7 campers with electric and water.	9/12/2022 7:49 AM

## Lake Washington Park Campground Survey

31	<b>Lake Access</b>	Water access for dogs to swim	9/12/2022 7:37 AM
32	<b>More amps</b>	<b>Water/Sewer hook-ups</b> 50 Amp sites and some full hookups for a longer stay.	9/11/2022 8:27 AM
33	<b>Campground building addition, upgrades and Maintenance and bathrooms on other end of campground</b>	<b>Campground Sites</b> More campsites	9/10/2022 2:38 PM
34	<b>Lake Access</b>	Lake access fishing dock	8/30/2022 8:07 PM
35	<b>Campground building addition, upgrades and Maintenance stalls in restroom</b>	<b>Lake Access</b> Lake access, more	8/30/2022 7:58 PM
36	<b>Lake Access</b>	access to the lake and docks	8/29/2022 6:32 AM
37	<b>Water/Sewer hook-ups</b>	Water hookups	8/25/2022 8:20 PM
38	<b>Water/Sewer hook-ups</b>	Water hook up at every camp sit	8/25/2022 8:08 PM
39	<b>Water/Sewer hook-ups</b>	Water hook ups	8/25/2022 8:07 PM
40	<b>More amps</b>	50amp hookups would be nice	8/25/2022 4:07 PM
41	<b>Campground building addition, upgrades and Maintenance showers</b>	<b>Water/Sewer hook-ups</b> Pool. Better	8/25/2022 3:59 PM
42	<b>Issue during visit</b>	We rented the group site for the advertised rate. We were charged additional charges by the staff for having a 5th unit in the large group site. It is not advertised anywhere that the group site is limited to 4 units. Shady business tactic in my opinion	8/20/2022 12:32 PM
43	<b>boat/canoe rental</b>	kyak rental	8/15/2022 7:24 PM
44	<b>Water/Sewer hook-ups</b>	Full hook up for each site	8/15/2022 12:07 PM
45	<b>lighting</b>	It is very dark around the campsite. Maybe a flood light somewhere in the future. There really isn't a good place for one	8/14/2022 9:41 PM
46	<b>Additional campground building amenities/upgrades</b>	<b>playground update</b> Improved dumping station upgrade to older playground	8/14/2022 7:43 AM
47	<b>Water/Sewer hook-ups</b>	water at the site	8/11/2022 7:49 PM
48	<b>Water/Sewer hook-ups</b>	Water at each rv site	8/11/2022 5:43 PM
49	<b>seasonal sites</b>	<b>Water/Sewer hook-ups</b> Water hookup and seasonal campsites	8/11/2022 5:10 PM
50	<b>Water/Sewer hook-ups</b>	Water hook up	8/11/2022 2:27 PM
51	<b>More amps</b>	<b>Water/Sewer hook-ups</b> it would be great to have 50amp, water and sewer hookup's	8/11/2022 2:24 PM
52	<b>Water/Sewer hook-ups</b>	water hookups	8/8/2022 11:06 AM
53	<b>Water/Sewer hook-ups</b>	water hookups, hauling is difficult	8/8/2022 11:04 AM
54	<b>Water/Sewer hook-ups</b>	water hookups	8/8/2022 10:58 AM
55	<b>Additional campground building amenities/upgrades</b>	pool	8/8/2022 10:55 AM
56	<b>More amps</b>	<b>Water/Sewer hook-ups</b> 5 AMP, sewer and water	8/8/2022 10:51 AM
57	<b>Lake Access</b>	lake area open	8/8/2022 10:48 AM
58	<b>NA</b>	love the spacious sites. No close campers	8/8/2022 10:46 AM
59	<b>NA</b>	none	8/8/2022 10:39 AM
60	<b>Lake Access</b>	water/beach access	8/8/2022 10:36 AM
61	<b>Lake Access</b>	it would be awesome to have access to the lake	8/8/2022 10:33 AM
62	<b>Campground building addition, upgrades and Maintenance</b>	heated water in shower	8/8/2022 10:28 AM
63	<b>Lake Access</b>	lake access beach	8/8/2022 10:26 AM



## Lake Washington Park Campground Survey

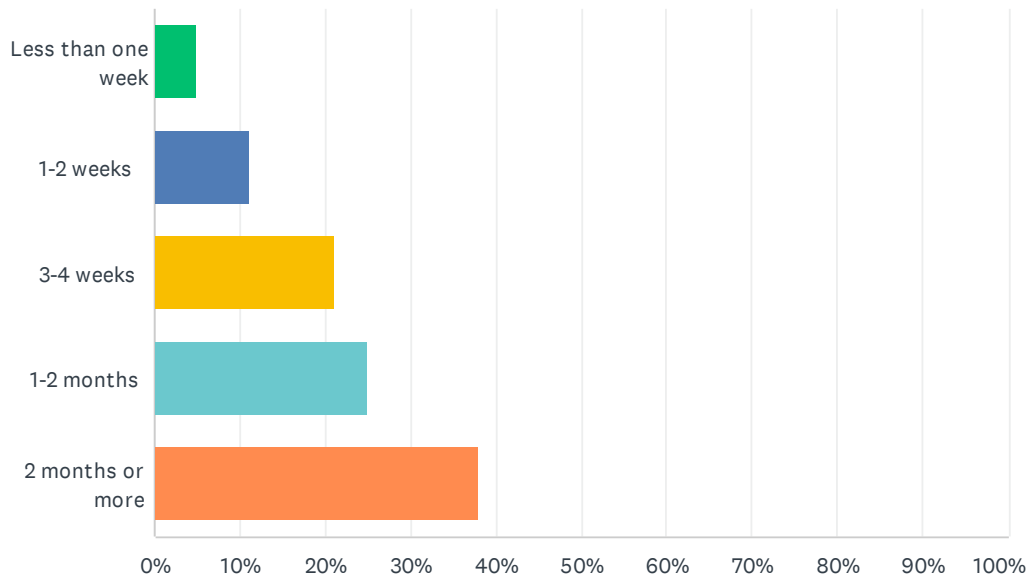
64	Water/Sewer hook-ups	water and sewer	8/8/2022 10:23 AM
65	Water/Sewer hook-ups	water hookups	8/8/2022 10:19 AM
66	Water/Sewer hook-ups	water hook up	8/8/2022 10:17 AM
67	boat/canoe rental	canoes/kayaks	8/8/2022 10:01 AM
68	Lake Access	beach	8/8/2022 9:56 AM
69	boat/canoe rental	Lake Access Water/Sewer hook-ups water hookups, a beach area, direct access to Lake/ a fishing dock. Kayak rentals	8/8/2022 9:53 AM
70	Lake Access	access to the lake	8/8/2022 9:48 AM
71	Lake Access	boat launch, beach, dock. The woman running the campground is wonderful. She has worked so hard to provide a clean space. She is extremely welcoming and helpful. You have a real gem! Thanks!	8/8/2022 9:45 AM
72	Water/Sewer hook-ups	water and sewer added would be great	8/8/2022 9:41 AM
73	Lake Access	playground update more things for kids to do the playground are not great maybe someday something to do for them to get lake easy and a swimming area that is near campground	8/8/2022 9:39 AM
74	Water/Sewer hook-ups	water and sewer hookups	8/8/2022 9:34 AM
75	Campground Sites	arrange group camp so 4 campers can face each other with electrical and water	8/8/2022 9:31 AM
76	Campground building addition, upgrades and Maintance	Water/Sewer hook-ups Another bathroom or other side of park. Water hookups at site	8/8/2022 9:28 AM
77	trails	bike trails	8/8/2022 9:23 AM
78	Lake Access	water access	8/8/2022 9:20 AM
79	Additional campground building amenities/upgrades	Lake Access lake access, volleyball court	8/8/2022 8:52 AM
80	Additional campground building amenities/upgrades	Lake Access fishing swimming and games like basketball or mini golf	8/8/2022 8:38 AM
81	NA	fine as is	7/25/2022 8:04 AM
82	trees/fences	Shade	7/21/2022 2:32 PM
83	sinage	it is perfect. Quiet. If anything-maybe rest stops with bench. Maybe mile markers on the trail-but it is really beautiful here	7/12/2022 11:22 AM
84	Water/Sewer hook-ups	water to the sites would be nice	7/12/2022 11:18 AM
85	Campground building addition, upgrades and Maintance	bathroom/portapottie at the far end of the campground	7/12/2022 11:14 AM
86	Additional campground building amenities/upgrades and Maintance	Campground building addition, upgrades another bathroom at far end. Another park at far end for little kids	7/12/2022 11:08 AM
87	Additional campground building amenities/upgrades	extra picnic tables available	7/12/2022 11:01 AM
88	NA	NA	7/12/2022 10:58 AM
89	Issue during visit	People following campground rules	7/11/2022 8:40 AM
90	Additional campground building amenities/upgrades	Better picnic tables. The ones I've seen here are chipped and slivery. The boards are warped. Tables are small.	7/10/2022 2:45 PM
91	NA	Nothing	7/10/2022 9:01 AM
92	Water/Sewer hook-ups	Sewer	7/10/2022 1:00 AM
93	Additional campground building amenities/upgrades	Outdoor kitchen areas like sink basins	7/7/2022 9:06 AM
94	Water/Sewer hook-ups	Water and sewer hookups	7/7/2022 8:23 AM

## Lake Washington Park Campground Survey

95	Water/Sewer hook-ups	Water at the camping site	7/6/2022 9:46 PM
96	Lake Access	Swimming area	7/6/2022 5:19 PM
97	Additional campground building amenities/upgrades and Maintance	Campground building addition, upgrades and Maintenance playground update To see a bathroom/ another park on the other end of the campground.	7/6/2022 4:37 PM
98	Water/Sewer hook-ups	Water	6/29/2022 9:31 PM
99	Campground building addition, upgrades and Maintance	We camped in April, when the bathroom facilities were still closed. The weather was nice when we were there, so would have been nice to have a port-a-pot by the closed bathroom facilities. We have found this in other midwest campgrounds in April, for convenience of the early spring campers.	6/27/2022 7:20 PM
100	Lake Access	beach access	6/27/2022 4:47 PM
101	Water/Sewer hook-ups	water hook ups, it seams like there is to much congestion when waiting to fill water tanks	6/25/2022 8:36 PM
102	NA	Nothing i can think of now	6/23/2022 9:47 PM
103	Lake Access	Lake access	6/23/2022 7:21 PM
104	Water/Sewer hook-ups	Water	6/23/2022 3:48 PM
105	boat/canoe rental	Lake Access Better lake access, with maybe some rentals of canoes or paddle boats. The trails are fabulous!!	6/23/2022 2:27 PM
106	NA	None - we really enjoy camping here each year	6/23/2022 1:27 PM
107	Lake Access	NA none, keep it small. Maybe have the boat landing working.	6/23/2022 12:50 PM
108	Lake Access	Lake access Pool	6/23/2022 12:07 PM
109	NA	Campground host very friendly and helpful	6/23/2022 10:15 AM
110	Campground building addition, upgrades and Maintance	Hot water would have been nice. The showers were cold!	6/23/2022 9:56 AM
111	Lake Access	We love it, maybe access to water from campground	6/23/2022 9:48 AM
112	Lake Access	Access to the lake be nice if we could get on the lake from the campground	6/17/2022 10:41 AM
113	seasonal sites	seasonal sites	6/7/2022 2:08 PM
114	Lake Access	swimming beach. Walking trail to lake. Dock in the water.	6/7/2022 12:27 PM
115	Water/Sewer hook-ups	water and sewer	6/7/2022 11:54 AM
116	Lake Access	lake access	6/7/2022 11:49 AM
117	Water/Sewer hook-ups	water and sewage	6/7/2022 11:31 AM
118	camp store	Water/Sewer hook-ups Water at site, Nice little store-shirts, swag fun sites, get Ice Cream	6/7/2022 11:23 AM
119	Water/Sewer hook-ups	Water hookup	6/1/2022 2:51 PM
120	Lake Access	Lake access	6/1/2022 9:38 AM
121	sports stuff	Volleyball Court, lake access, 4 square pad,	6/1/2022 8:55 AM
122	NA	None! It's my favorite campground and I love it the way it is	5/30/2022 11:21 AM
123	playground update	Pool	5/27/2022 2:14 PM

## Q18 How far in advance did you plan for this visit?

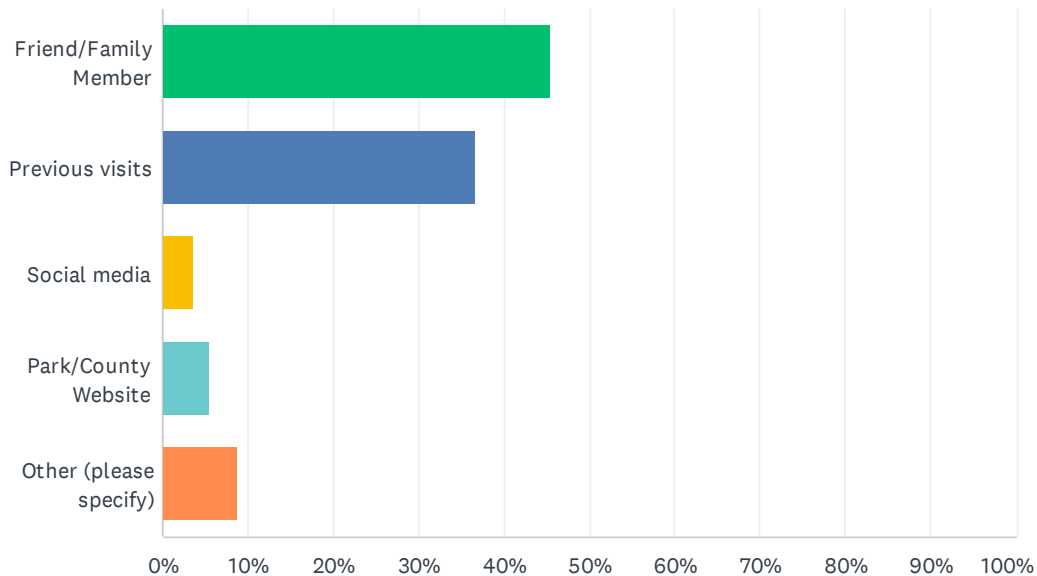
Answered: 161 Skipped: 11



ANSWER CHOICES		RESPONSES	
Less than one week		4.97%	8
1-2 weeks		11.18%	18
3-4 weeks		21.12%	34
1-2 months		24.84%	40
2 months or more		37.89%	61
TOTAL			161

## Q19 How did you learn about this campground?

Answered: 161 Skipped: 11



ANSWER CHOICES	RESPONSES	
Friend/Family Member	45.34%	73
Previous visits	36.65%	59
Social media	3.73%	6
Park/County Website	5.59%	9
Other (please specify)	8.70%	14
<b>TOTAL</b>		<b>161</b>

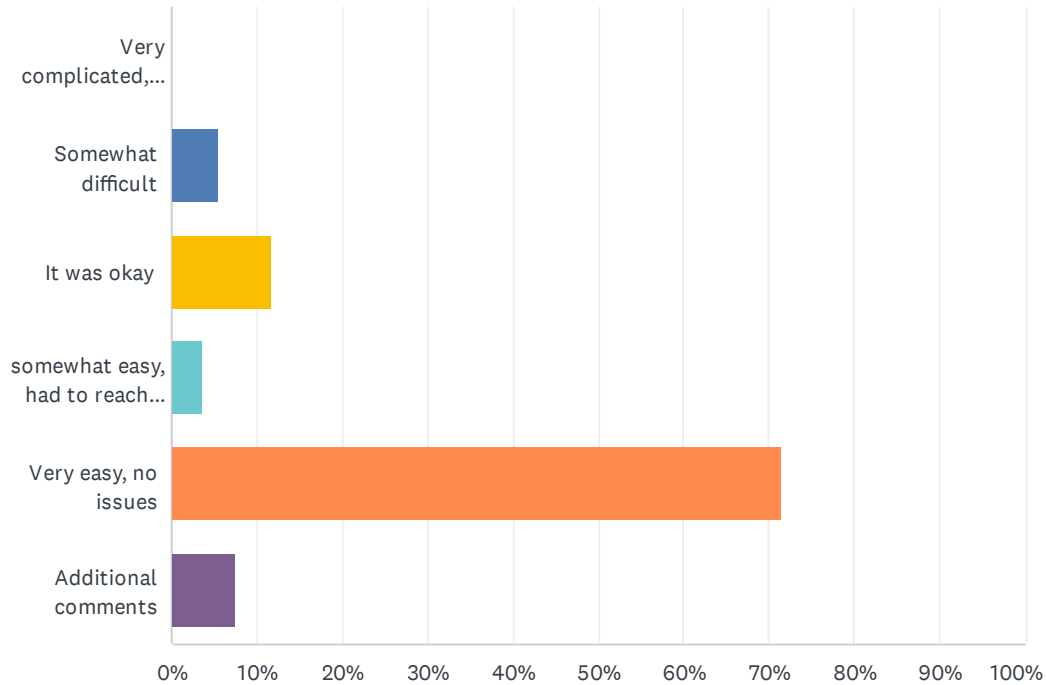
#	OTHER (PLEASE SPECIFY)	DATE
1	live by here	9/14/2022 3:00 PM
2	been here many times	9/14/2022 2:55 PM
3	Rv life trip wizard	9/12/2022 7:40 AM
4	We live locally	8/11/2022 5:43 PM
5	google	8/8/2022 10:58 AM
6	cousin sue holiday works here and she is so friendly and helpful	8/8/2022 10:33 AM
7	randomly drove past, thought it looked nice	8/8/2022 9:53 AM
8	google search	8/8/2022 9:48 AM
9	Google	7/11/2022 12:17 PM
10	parents live on the lake	7/7/2022 1:56 PM
11	Google	7/6/2022 5:19 PM

## Lake Washington Park Campground Survey

12	We grew up in the St. Peter/Le Center area & were visiting family.	6/27/2022 7:20 PM
13	Been here before	6/24/2022 5:31 PM
14	Husbands a county employee	5/27/2022 2:14 PM

## Q20 How was the reservation process?

Answered: 161 Skipped: 11



ANSWER CHOICES	RESPONSES	
Very complicated, instructions were not clear	0.00%	0
Somewhat difficult	5.59%	9
It was okay	11.80%	19
somewhat easy, had to reach out for help	3.73%	6
Very easy, no issues	71.43%	115
Additional comments	7.45%	12
<b>TOTAL</b>		<b>161</b>

#	ADDITIONAL COMMENTS	DATE
1	made for me as part of a group	8/8/2022 10:28 AM
2	my follow up/welcome email failed to provide confirmation of my site # and did not provide the code to the restroom/showerhouse. I believe it was a fluke	8/8/2022 9:53 AM
3	i didn't book it myself so unsure	8/8/2022 9:45 AM
4	We just call the phone number Sue the campground Host she is amazing very helpful and makes sure everything is the way you want	8/8/2022 9:39 AM
5	Better than some other sites	7/12/2022 11:18 AM
6	no name at sites	6/7/2022 2:15 PM

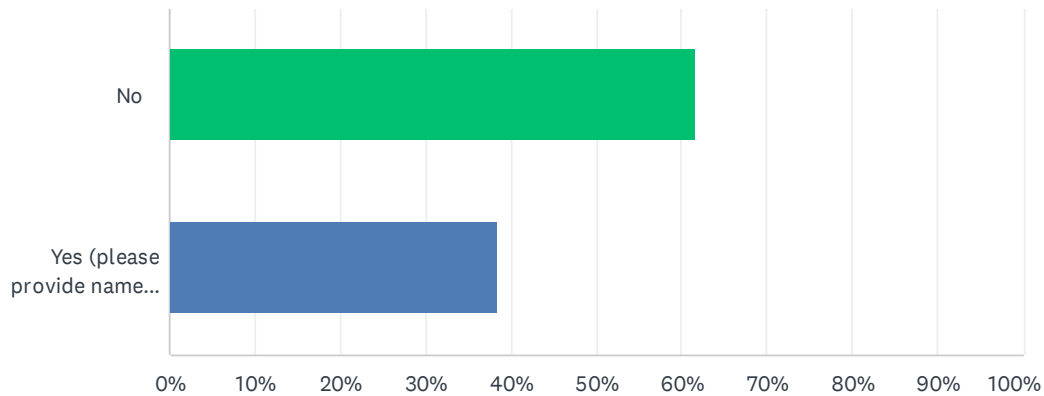
## Lake Washington Park Campground Survey

7	no name at sites	6/7/2022 2:08 PM
8	don't like the online system. Not user friendly. got an email every other day. Didn't get \$5 senior discount. Names not on the boxes this year. Don't remember the site numbers.	6/7/2022 11:49 AM
9	confusion with online process	6/7/2022 11:43 AM
10	Reservation receipt did not tell me what sites I had booked.	6/1/2022 2:51 PM
11	Online gives miss information, love booking directly with sue!	5/30/2022 11:21 AM
12	Hate online	5/27/2022 2:14 PM



## Q21 Do you have a favorite campground in Minnesota?

Answered: 159   Skipped: 13



ANSWER CHOICES	RESPONSES	
No	61.64%	98
Yes (please provide name of campground)	38.36%	61
TOTAL		159

#	YES (PLEASE PROVIDE NAME OF CAMPGROUND)	DATE
1	Lake Washington Campground, morton	9/14/2022 3:10 PM
2	mystic lake, jackpot junction	9/14/2022 3:08 PM
3	old barn resort	9/14/2022 3:02 PM
4	lake shetek	9/14/2022 2:58 PM
5	lake shetek	9/14/2022 2:48 PM
6	itasca state park	9/14/2022 2:45 PM
7	Lake Washington Campground	9/14/2022 2:43 PM
8	lake carlos state park	9/14/2022 2:39 PM
9	Two rivers campground	9/12/2022 2:31 PM
10	Frontenac	9/12/2022 1:54 PM
11	Bluff valley	9/12/2022 9:49 AM
12	Loon Lake	9/12/2022 8:52 AM
13	Jay Cooke state park	9/12/2022 8:47 AM
14	Washington co park	9/12/2022 8:26 AM
15	Tettegouche State Park	9/12/2022 8:25 AM
16	Lake Shetek state park	9/12/2022 8:20 AM
17	Lake Washington Regional Park	9/12/2022 7:59 AM
18	Cannon falls lake byllesby	9/11/2022 8:27 AM

## Lake Washington Park Campground Survey

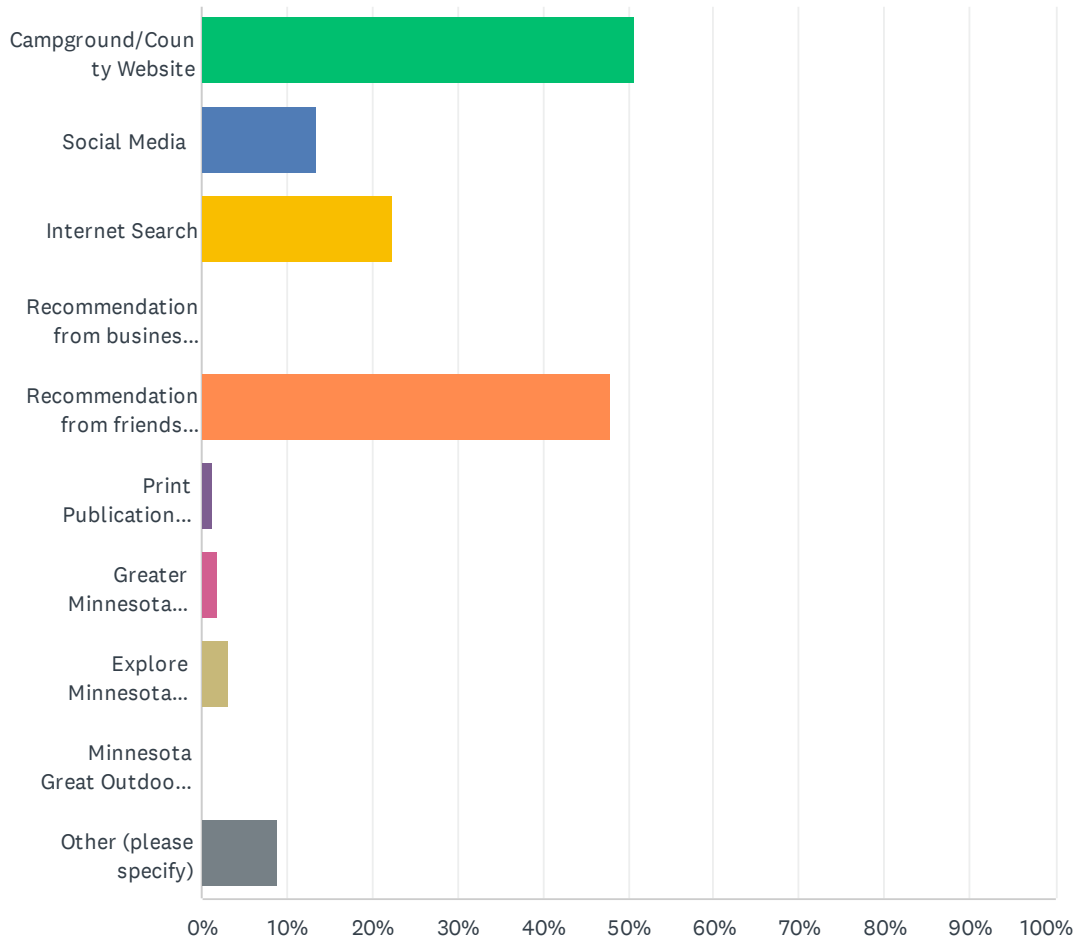
19	Schroeder park-Annandale	9/10/2022 2:38 PM
20	Split Rock Lighthouse	8/25/2022 8:55 PM
21	Kamp dells	8/25/2022 8:08 PM
22	Kieslers	8/25/2022 3:59 PM
23	Lake Washington Regional Park	8/13/2022 6:56 AM
24	Lake Washington	8/11/2022 5:10 PM
25	woods lake	8/8/2022 11:04 AM
26	camp falls	8/8/2022 10:55 AM
27	besides this one, pokegama in grand rapids	8/8/2022 10:48 AM
28	eagle cliff	8/8/2022 10:41 AM
29	Lake Washington Campground	8/8/2022 10:33 AM
30	eagle cliff	8/8/2022 10:26 AM
31	eagle cliff	8/8/2022 10:23 AM
32	Lake Washington Campground	8/8/2022 10:21 AM
33	Lake Washington Campground	8/8/2022 9:48 AM
34	keislars	8/8/2022 8:52 AM
35	Lake Washington Campground	8/8/2022 8:38 AM
36	Lake Washington Campground	8/8/2022 8:27 AM
37	so far, this one	7/12/2022 11:22 AM
38	Lake washington co. Park and Schroeder Park in Wright county	7/12/2022 11:18 AM
39	Lake Washington Campground	7/12/2022 11:14 AM
40	Lake Washington Campground	7/12/2022 11:08 AM
41	Nurse Strand State Park	7/12/2022 10:58 AM
42	Bear Head Lake State Park	7/11/2022 12:17 PM
43	Nerstrand Big Woods State Park	7/10/2022 2:45 PM
44	Superior National Forest	7/7/2022 9:06 AM
45	Lake Washington County Park	7/7/2022 8:23 AM
46	Sawmill Campground	7/6/2022 9:46 PM
47	Bray Park we really liked Lake Washington too we just never knew about it before	7/6/2022 5:19 PM
48	Lake Washington Campground	7/6/2022 4:37 PM
49	Lake Washington County Park	6/29/2022 9:31 PM
50	We prefer Federal Forest campgrounds, but have visited State campgrounds almost every year for a family gathering.	6/27/2022 7:20 PM
51	lake jeanette	6/27/2022 4:47 PM
52	Cannon falls	6/23/2022 7:21 PM
53	Love them all especially up north	6/23/2022 9:48 AM
54	loon lake, Brown County	6/7/2022 2:12 PM
55	LAnesboro and here-then Rainy Lake Tent Camp	6/7/2022 11:54 AM
56	here and the North Shore	6/7/2022 11:49 AM

## Lake Washington Park Campground Survey

57	Loon Lake Robertson Park	6/7/2022 11:43 AM
58	ft. Ridgley	6/7/2022 11:31 AM
59	Burlington Bay in Duluth	6/7/2022 11:23 AM
60	Lake Washington county park	5/30/2022 11:21 AM
61	Here	5/27/2022 2:14 PM

## Q22 What resources did you use to learn about this campground? (Select all that apply)

Answered: 156 Skipped: 16



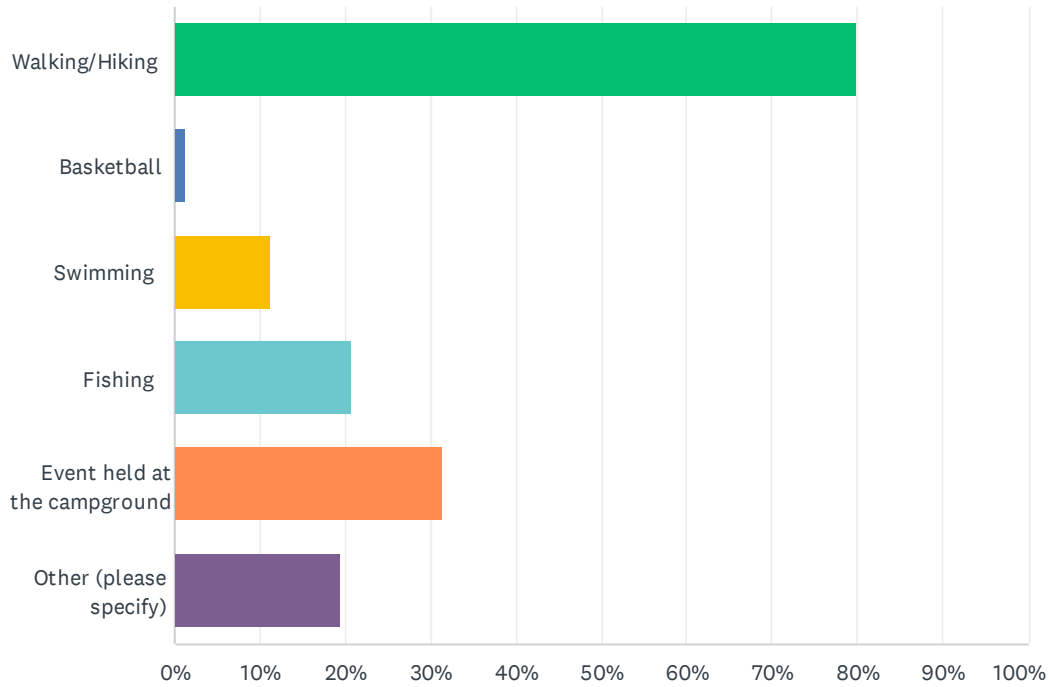
## Lake Washington Park Campground Survey

ANSWER CHOICES	RESPONSES	
Campground/County Website	50.64%	79
Social Media	13.46%	21
Internet Search	22.44%	35
Recommendation from business or visitor center	0.00%	0
Recommendation from friends or family	48.08%	75
Print Publication (magazine, brochure or handout)	1.28%	2
Greater Minnesota Regional Parks and Trails Commission (GMRPTC) website	1.92%	3
Explore Minnesota Website	3.21%	5
Minnesota Great Outdoors Website	0.00%	0
Other (please specify)	8.97%	14
Total Respondents: 156		

#	OTHER (PLEASE SPECIFY)	DATE
1	Campendium	9/12/2022 1:54 PM
2	Drive by this area	9/12/2022 10:07 AM
3	previous visits - we camp here once a summer, at least	8/29/2022 6:32 AM
4	Traveled to campground prior to camping there	8/11/2022 7:49 PM
5	all stays online app	8/8/2022 11:01 AM
6	we were looking for a new campground to bring our family to and we just happened to drive by so we stopped talk to the grounds keeper and now our kids love it here and we would love to help the camp ground grow	8/8/2022 8:38 AM
7	have been camping at park for many years	7/25/2022 8:04 AM
8	We are return campers	7/21/2022 8:24 PM
9	Been coming for several years	7/10/2022 9:01 AM
10	None, I found it while going fishing.	6/25/2022 8:36 PM
11	Friends	6/23/2022 9:47 PM
12	We are from the area, therefore knew of this park	6/23/2022 2:27 PM
13	Employee	6/23/2022 12:07 PM
14	Been here since they first opened. 1st people to reserve since opening.	6/7/2022 11:49 AM

## Q23 Which of the following campground activities have you or your group done or plan to do during your visit? (Select all that apply)

Answered: 150 Skipped: 22



ANSWER CHOICES	RESPONSES	
Walking/Hiking	80.00%	120
Basketball	1.33%	2
Swimming	11.33%	17
Fishing	20.67%	31
Event held at the campground	31.33%	47
Other (please specify)	19.33%	29
Total Respondents: 150		

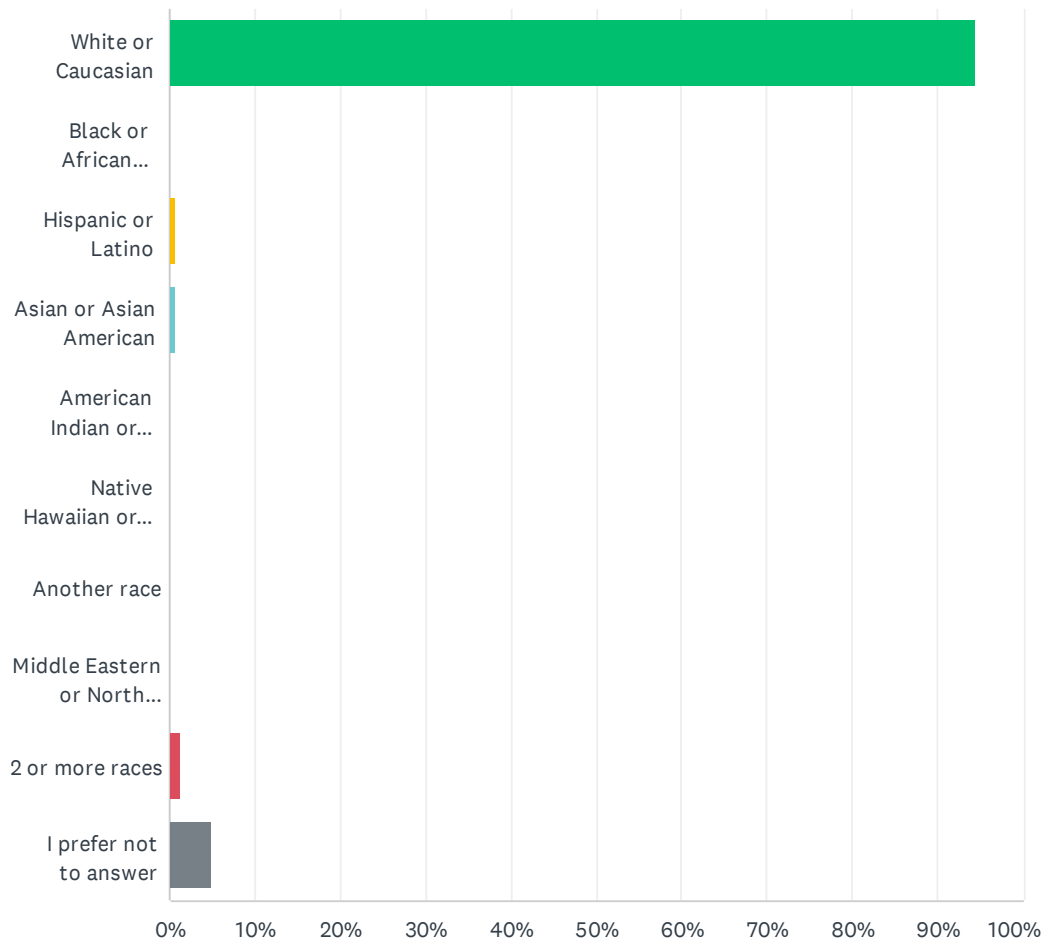
#	OTHER (PLEASE SPECIFY)	DATE
1	NA .	9/14/2022 3:08 PM
2	NA rest and relaxation	9/14/2022 2:48 PM
3	Cornhole Cornhole	9/12/2022 9:49 AM
4	event Nearby Business Winery, golf, weddings	9/12/2022 8:52 AM
5	NA Camping	9/12/2022 8:28 AM
6	biking Bike trails	9/11/2022 8:28 AM
7	boating boating	8/29/2022 6:32 AM

## Lake Washington Park Campground Survey

8	<span>NA</span> Visit	8/25/2022 4:00 PM
9	<span>event</span> Happy hour with appetizers	8/11/2022 7:49 PM
10	<span>bocce ball</span> <span>NA</span> drink beer/bocce ball	8/8/2022 11:06 AM
11	<span>bocce ball</span> <span>NA</span> drink beer/bocce ball	8/8/2022 11:04 AM
12	<span>biking</span> bikes	8/8/2022 11:01 AM
13	<span>event</span> family reunion	8/8/2022 10:51 AM
14	<span>biking</span> bicycling	8/8/2022 10:46 AM
15	<span>yard games</span> yard games	8/8/2022 10:44 AM
16	<span>event</span> family reunion	8/8/2022 10:41 AM
17	<span>lake activities</span> lake on the pontoon	8/8/2022 10:26 AM
18	<span>event</span> the sites were very spacious. Sue the host was very friendly and attentive. Had a food truck one night, thought that was fun.	8/8/2022 9:54 AM
19	<span>social</span> cooking and visiting friends	8/8/2022 9:35 AM
20	Ney Center Camp	7/21/2022 3:19 PM
21	<span>lake activities</span> kayaking	7/12/2022 11:14 AM
22	<span>event</span> bingo	7/12/2022 11:01 AM
23	<span>NA</span> rest and relax (do nothing)	7/7/2022 1:57 PM
24	<span>social</span> Visit family	7/7/2022 8:24 AM
25	<span>social</span> Play games with the family	6/25/2022 8:37 PM
26	<span>event</span> camp snack event	6/7/2022 2:12 PM
27	<span>event</span> camp snack event	6/7/2022 2:08 PM
28	<span>event</span> camp snack event	6/7/2022 11:49 AM
29	<span>event</span> <span>yard games</span> games, pot luck, bean bag tourney, Campground snacks event	6/7/2022 11:24 AM

## Q24 How do you describe yourself?

Answered: 162 Skipped: 10





## Lake Washington Park Campground Survey

ANSWER CHOICES	RESPONSES	
White or Caucasian	94.44%	153
Black or African American	0.00%	0
Hispanic or Latino	0.62%	1
Asian or Asian American	0.62%	1
American Indian or Alaska Native	0.00%	0
Native Hawaiian or other Pacific Islander	0.00%	0
Another race	0.00%	0
Middle Eastern or North African	0.00%	0
2 or more races	1.23%	2
I prefer not to answer	4.94%	8
Total Respondents: 162		

## Q25 How do you describe your tribal affiliation? (Select all that apply)

Answered: 1 Skipped: 171

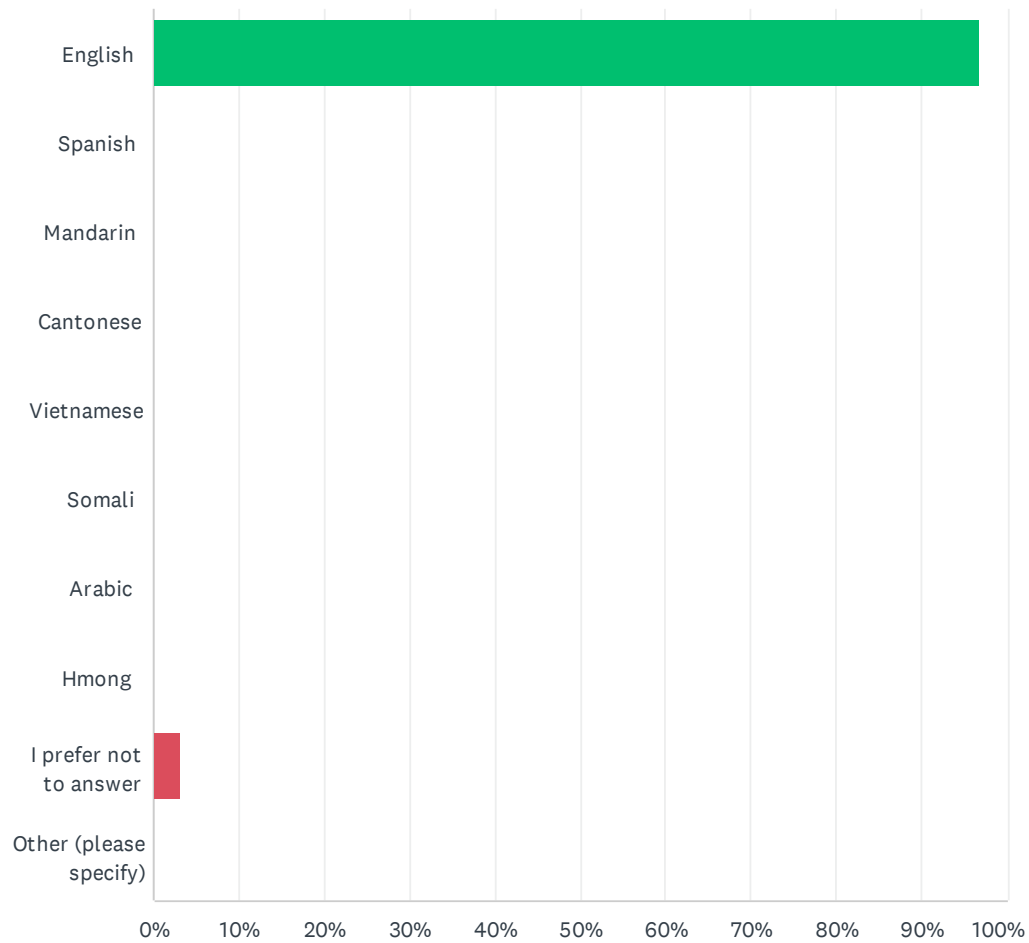


## Lake Washington Park Campground Survey

ANSWER CHOICES	RESPONSES	
I am not affiliated with any tribe	0.00%	0
Bois Forte Band of Chippewa	0.00%	0
Fond Du Lac Reservation	0.00%	0
Gichi-Onigaming/ Grand Portage Band of Lake Superior Chippewa	0.00%	0
Leech Lake Band of Ojibwe	0.00%	0
Lower Sioux Community	0.00%	0
Millie Lacs Band of Ojibwe	0.00%	0
Prairie Island Community	0.00%	0
Red Lake Band of Chippewa Indians	0.00%	0
Shakopee Mdewakanton Sioux (Dakota) Community	0.00%	0
Upper Sioux Community	0.00%	0
White Earth Reservation	0.00%	0
Other	0.00%	0
I prefer not to answer	100.00%	1
Total Respondents: 1		

## Q26 What language do you mainly speak at home?

Answered: 161 Skipped: 11



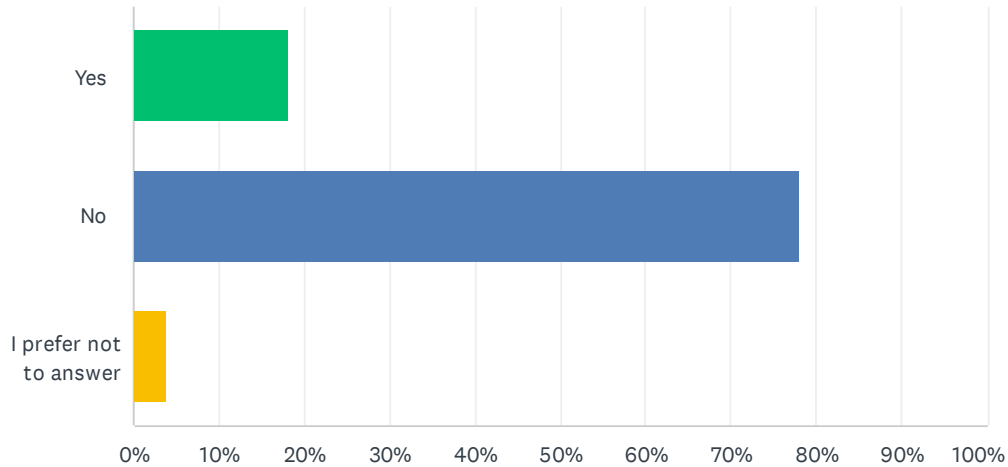
## Lake Washington Park Campground Survey

ANSWER CHOICES	RESPONSES	
English	96.89%	156
Spanish	0.00%	0
Mandarin	0.00%	0
Cantonese	0.00%	0
Vietnamese	0.00%	0
Somali	0.00%	0
Arabic	0.00%	0
Hmong	0.00%	0
I prefer not to answer	3.11%	5
Other (please specify)	0.00%	0
TOTAL		161

#	OTHER (PLEASE SPECIFY)	DATE
	There are no responses.	

## Q27 Do you, or somebody in your group identify as someone with a physical, mental or sensory disability/condition?

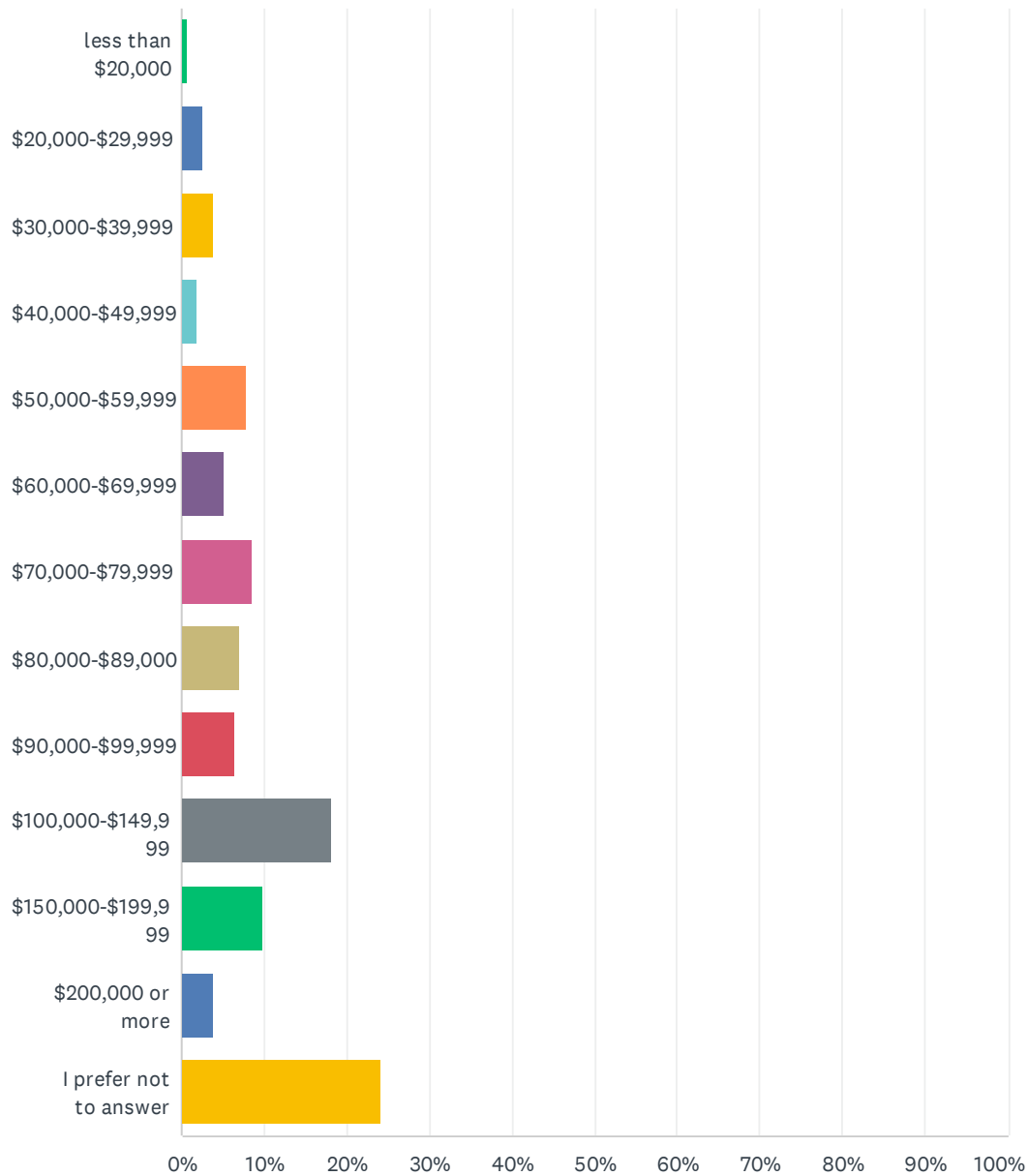
Answered: 160 Skipped: 12



ANSWER CHOICES	RESPONSES	
Yes	18.13%	29
No	78.13%	125
I prefer not to answer	3.75%	6
TOTAL		160

## Q28 Please indicate your total household income before taxes.

Answered: 154 Skipped: 18



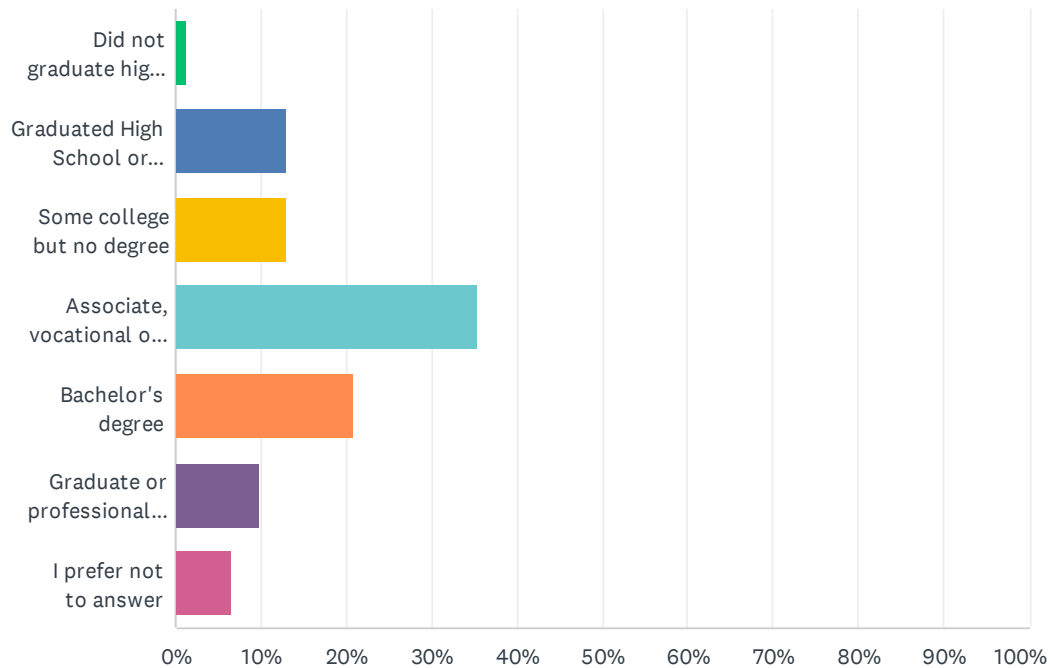
## Lake Washington Park Campground Survey

ANSWER CHOICES	RESPONSES	
less than \$20,000	0.65%	1
\$20,000-\$29,999	2.60%	4
\$30,000-\$39,999	3.90%	6
\$40,000-\$49,999	1.95%	3
\$50,000-\$59,999	7.79%	12
\$60,000-\$69,999	5.19%	8
\$70,000-\$79,999	8.44%	13
\$80,000-\$89,000	7.14%	11
\$90,000-\$99,999	6.49%	10
\$100,000-\$149,999	18.18%	28
\$150,000-\$199,999	9.74%	15
\$200,000 or more	3.90%	6
I prefer not to answer	24.03%	37
TOTAL		154



## Q29 What is the highest level of education you have completed?

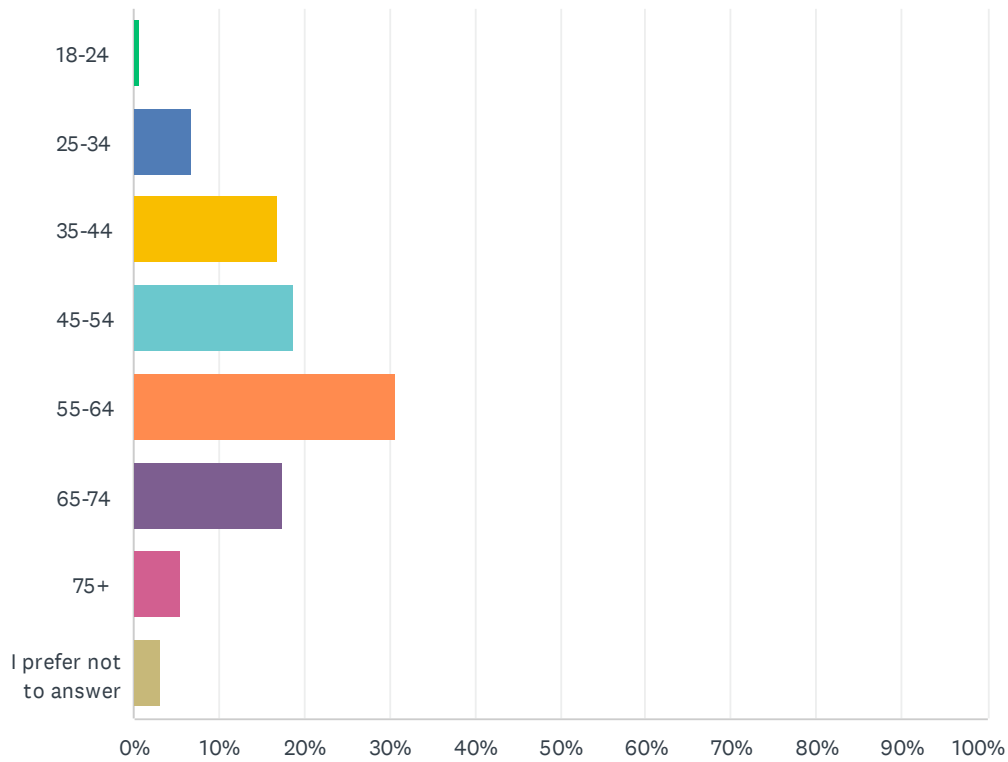
Answered: 153    Skipped: 19



ANSWER CHOICES	RESPONSES	
Did not graduate high school	1.31%	2
Graduated High School or equivalent	13.07%	20
Some college but no degree	13.07%	20
Associate, vocational or technical degree	35.29%	54
Bachelor's degree	20.92%	32
Graduate or professional degree	9.80%	15
I prefer not to answer	6.54%	10
<b>TOTAL</b>		<b>153</b>

## Q30 How old are you?

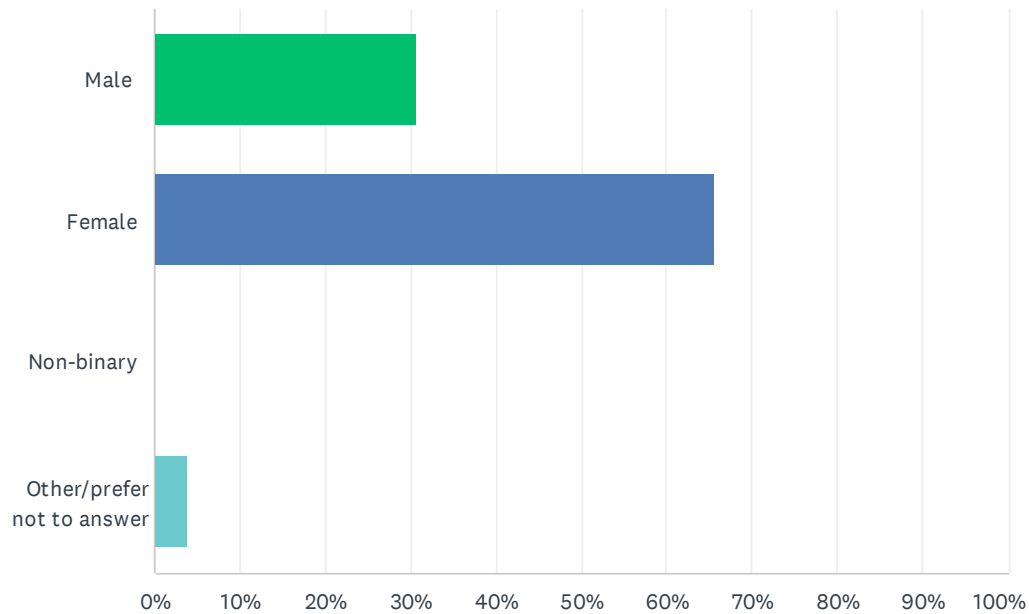
Answered: 160 Skipped: 12



ANSWER CHOICES	RESPONSES	
18-24	0.63%	1
25-34	6.88%	11
35-44	16.88%	27
45-54	18.75%	30
55-64	30.63%	49
65-74	17.50%	28
75+	5.63%	9
I prefer not to answer	3.13%	5
TOTAL		160

## Q31 What is your gender identity?

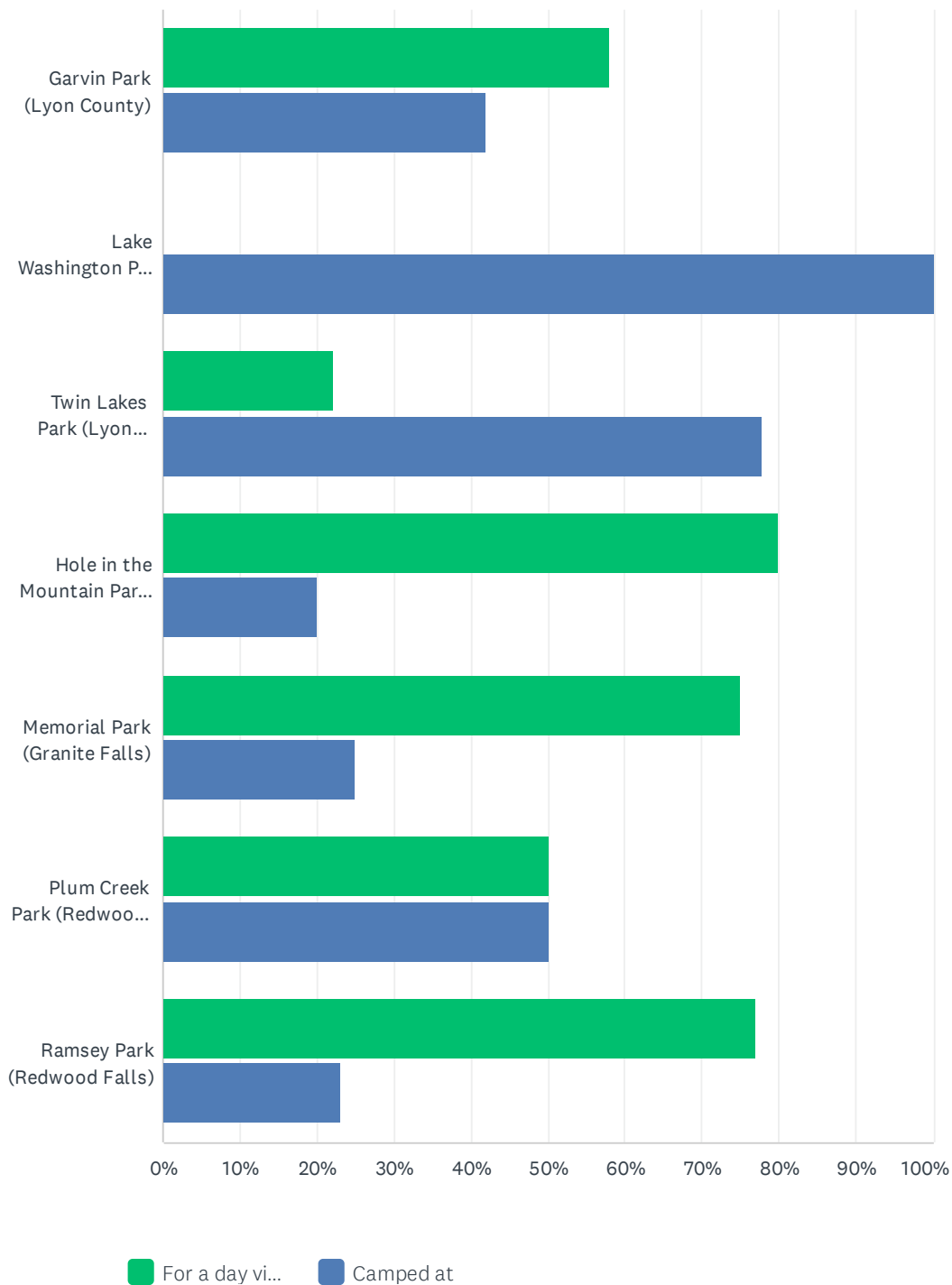
Answered: 160 Skipped: 12



ANSWER CHOICES	RESPONSES	
Male	30.63%	49
Female	65.63%	105
Non-binary	0.00%	0
Other/prefer not to answer	3.75%	6
TOTAL		160

## Q1 Which of the following regional campgrounds in southwest Minnesota have you visited since 2019? (Select all that apply)

Answered: 34 Skipped: 0

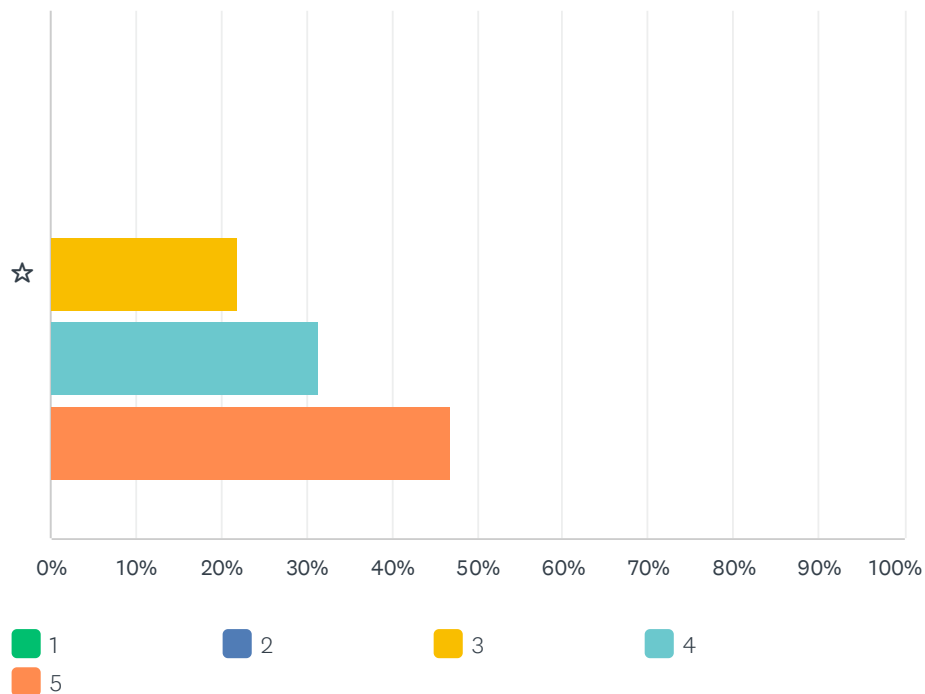


## Past Campground User Survey

	FOR A DAY VISITS ONLY	CAMPED AT	TOTAL
Garvin Park (Lyon County)	57.89% 11	42.11% 8	19
Lake Washington Park (Le Sueur County)	0.00% 0	100.00% 2	2
Twin Lakes Park (Lyon County)	22.22% 2	77.78% 7	9
Hole in the Mountain Park (Lincoln County)	80.00% 8	20.00% 2	10
Memorial Park (Granite Falls)	75.00% 6	25.00% 2	8
Plum Creek Park (Redwood County)	50.00% 5	50.00% 5	10
Ramsey Park (Redwood Falls)	76.92% 10	23.08% 3	13

## Q2 How would rate your overall experience with the parks you have visited?

Answered: 32 Skipped: 2

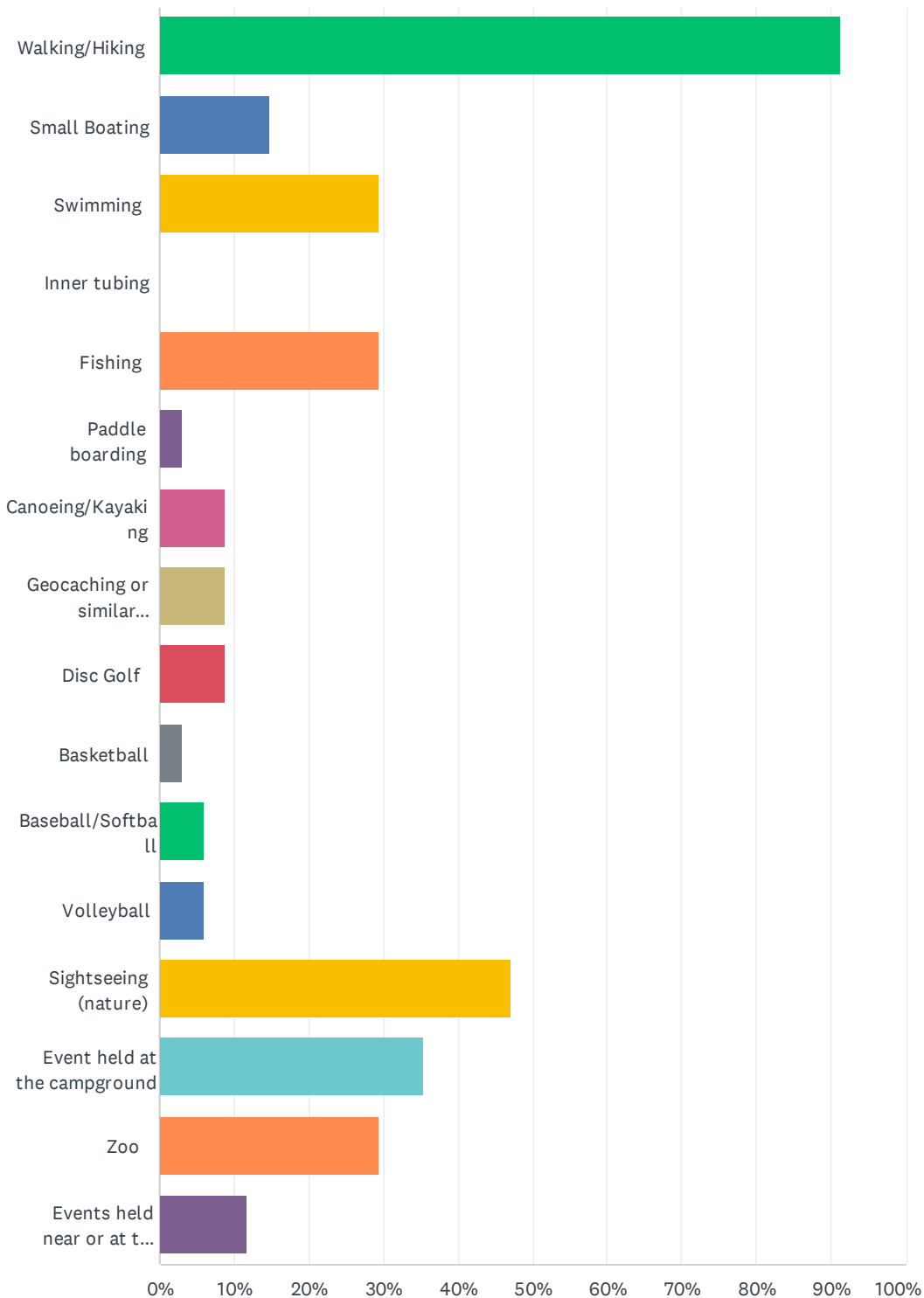


	1	2	3	4	5	TOTAL	WEIGHTED AVERAGE
☆	0.00% 0	0.00% 0	21.88% 7	31.25% 10	46.88% 15	32	4.25

#	ADDITIONAL COMMENTS	DATE
1	have great parks we visit	9/9/2022 11:19 AM
2	looking forward to improvements	9/9/2022 11:14 AM
3	Trails need to be maintained	7/29/2022 10:41 AM
4	Garvin parks bathroom facilities are poor and they need to spray for mosquitoes	6/15/2022 4:00 PM
5	It was good. Would love some paved trails for wheelchair and of course replay the lower level bathroom. Maybe instead of a male and female, it could be accessible family styles.	6/14/2022 10:27 PM
6	Both great parks with plenty to do with the kids. Nice bathroom facilities!	6/14/2022 7:57 AM
7	Garvin Park would be much more fun with a swimming hole	6/12/2022 6:47 PM
8	Totally Awesome Weekend	6/8/2022 4:07 PM

### Q3 Which of the following activities did you participate in while visiting the campgrounds? (Select all that apply)

Answered: 34 Skipped: 0



## Past Campground User Survey

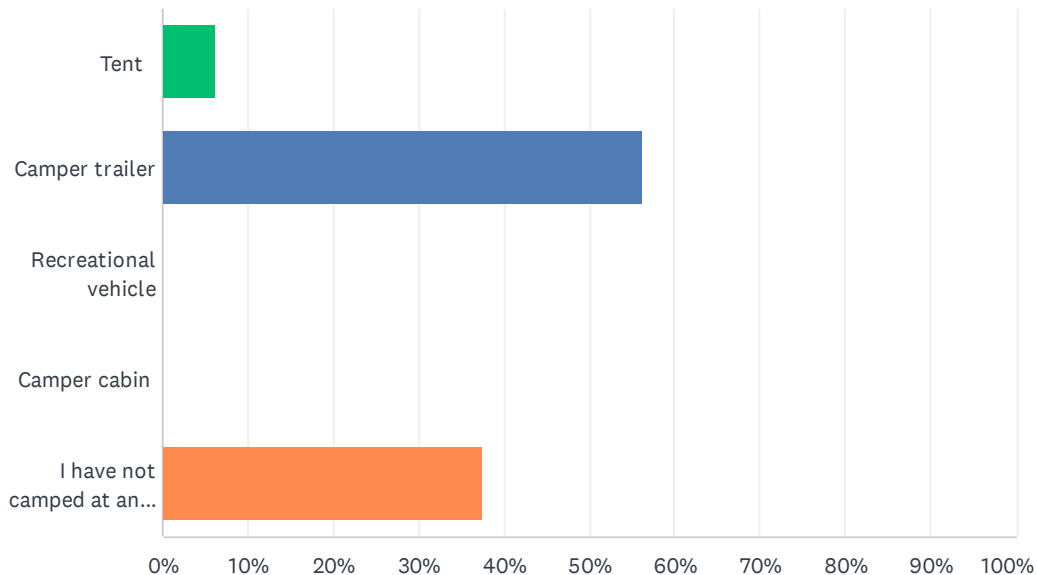
ANSWER CHOICES	RESPONSES	
Walking/Hiking	91.18%	31
Small Boating	14.71%	5
Swimming	29.41%	10
Inner tubing	0.00%	0
Fishing	29.41%	10
Paddle boarding	2.94%	1
Canoeing/Kayaking	8.82%	3
Geocaching or similar activity	8.82%	3
Disc Golf	8.82%	3
Basketball	2.94%	1
Baseball/Softball	5.88%	2
Volleyball	5.88%	2
Sightseeing (nature)	47.06%	16
Event held at the campground	35.29%	12
Zoo	29.41%	10
Events held near or at the campground (please specify)	11.76%	4
Total Respondents: 34		

#	EVENTS HELD NEAR OR AT THE CAMPGROUND (PLEASE SPECIFY)	DATE
1	pageant	9/9/2022 11:16 AM
2	Family reunion	7/29/2022 10:41 AM
3	Rodeo	7/19/2022 4:16 PM
4	At HITM Chalet: Graduation Party, Foundation Fundraiser, Board Meetings	6/28/2022 10:26 AM



## Q4 If you have camped at any of the above parks, how did you camp? (Check all that apply)

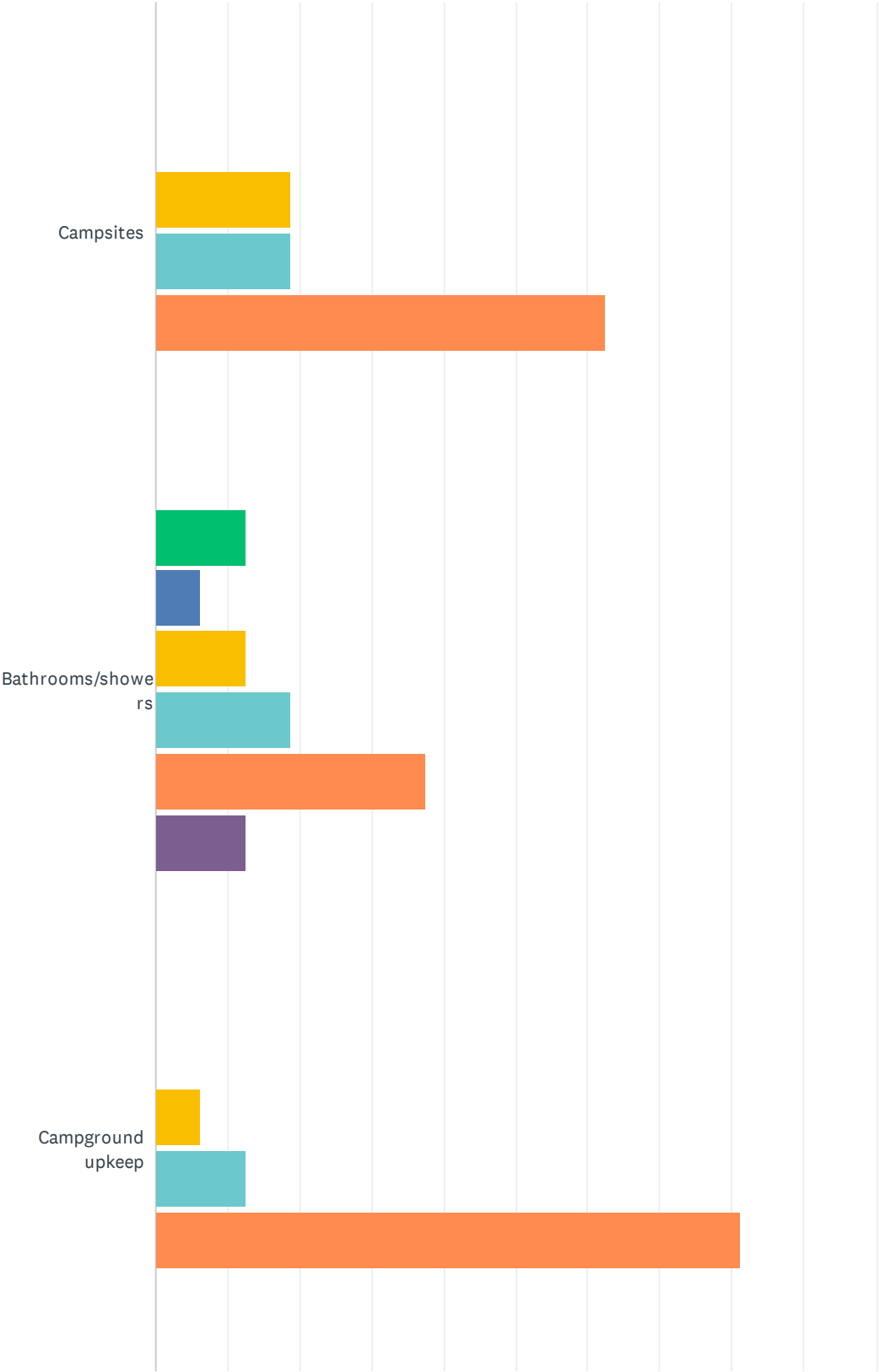
Answered: 32 Skipped: 2



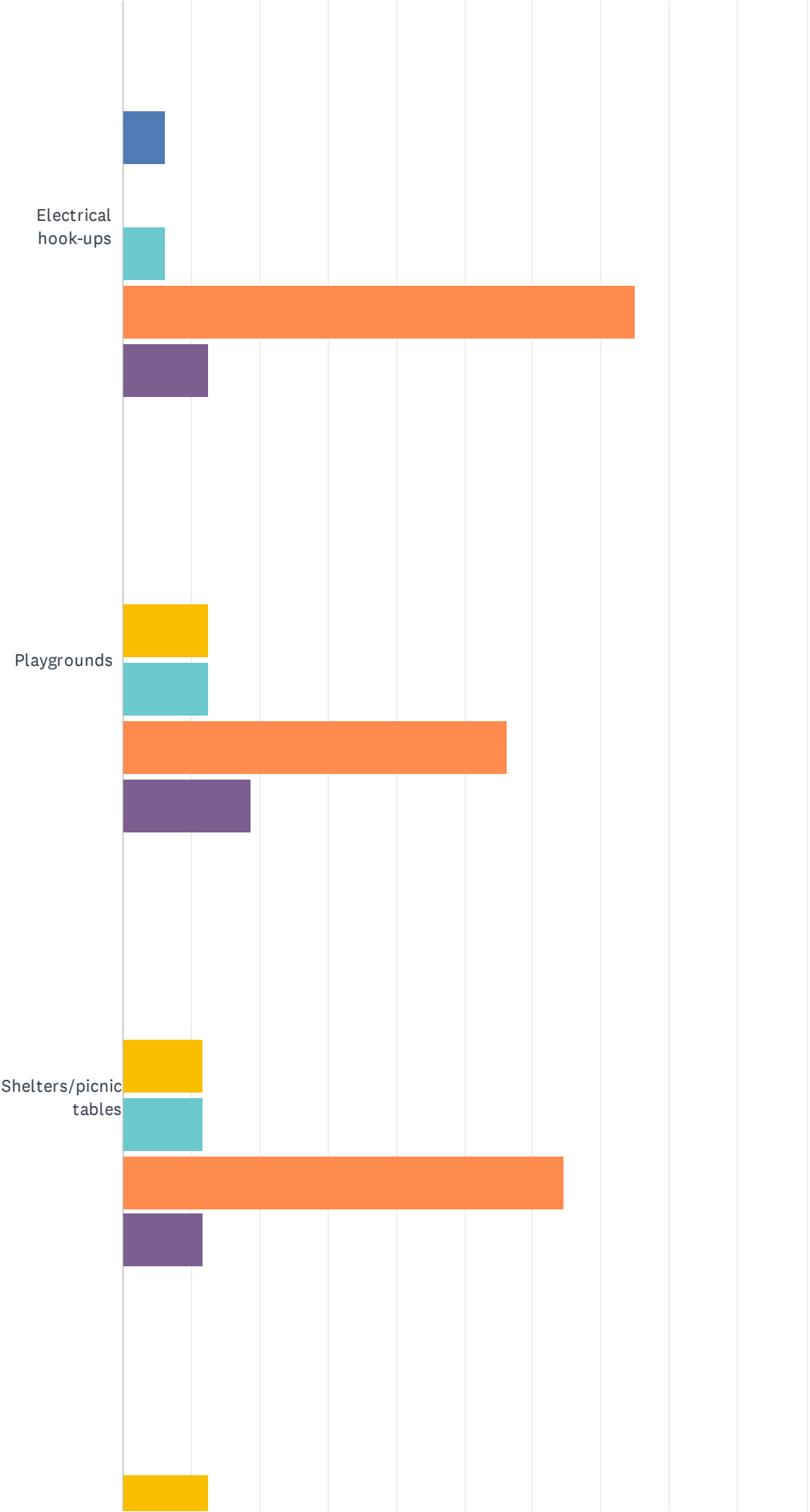
ANSWER CHOICES	RESPONSES	
Tent	6.25%	2
Camper trailer	56.25%	18
Recreational vehicle	0.00%	0
Camper cabin	0.00%	0
I have not camped at any of the mentioned parks	37.50%	12
Total Respondents: 32		

Q5 Overall, how would you rate your experience with features at the above mentioned parks in the last two years?

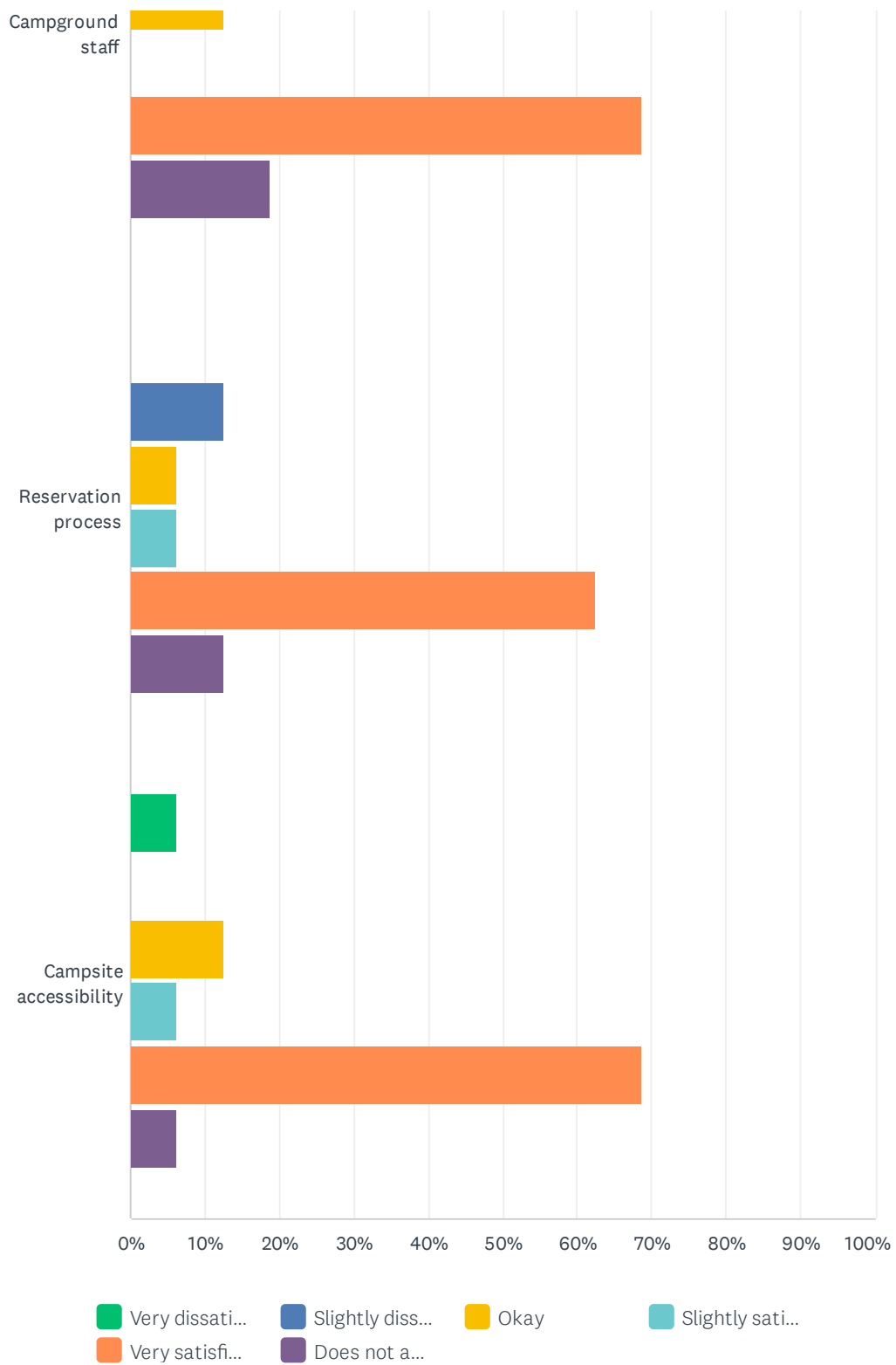
Answered: 17    Skipped: 17



Past Campground User Survey



## Past Campground User Survey



## Past Campground User Survey

	VERY DISSATISFIED	SLIGHTLY DISSATISFIED	OKAY	SLIGHTLY SATISFIED	VERY SATISFIED	DOES NOT APPLY TO MY VISIT	TOTAL	WEIGHTED AVERAGE
Campsites	0.00% 0	0.00% 0	18.75% 3	18.75% 3	62.50% 10	0.00% 0	16	4.44
Bathrooms/showers	12.50% 2	6.25% 1	12.50% 2	18.75% 3	37.50% 6	12.50% 2	16	4.00
Campground upkeep	0.00% 0	0.00% 0	6.25% 1	12.50% 2	81.25% 13	0.00% 0	16	4.75
Electrical hook-ups	0.00% 0	6.25% 1	0.00% 0	6.25% 1	75.00% 12	12.50% 2	16	4.88
Playgrounds	0.00% 0	0.00% 0	12.50% 2	12.50% 2	56.25% 9	18.75% 3	16	4.81
Shelters/picnic tables	0.00% 0	0.00% 0	11.76% 2	11.76% 2	64.71% 11	11.76% 2	17	4.76
Campground staff	0.00% 0	0.00% 0	12.50% 2	0.00% 0	68.75% 11	18.75% 3	16	4.94
Reservation process	0.00% 0	12.50% 2	6.25% 1	6.25% 1	62.50% 10	12.50% 2	16	4.56
Campsite accessibility	6.25% 1	0.00% 0	12.50% 2	6.25% 1	68.75% 11	6.25% 1	16	4.50

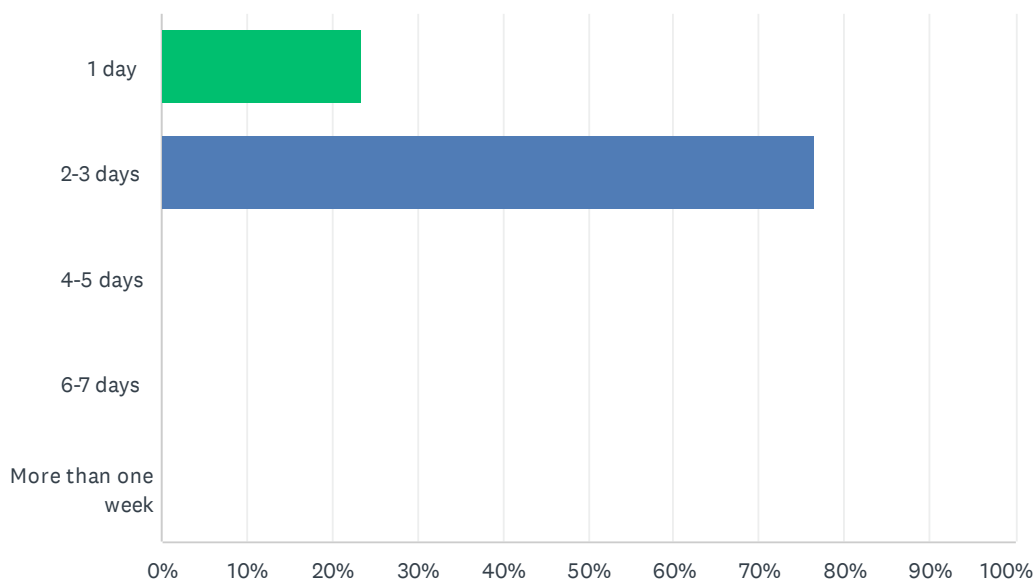
## Q6 When was your most recent day at any of these campgrounds?

Answered: 15   Skipped: 19

#	RESPONSES	DATE
1	8/6/22	8/8/2022 12:09 PM
2	June 2022	7/20/2022 11:03 AM
3	Over July 4	7/19/2022 4:17 PM
4	Last Saturday	7/19/2022 2:49 PM
5	June 22	7/19/2022 11:42 AM
6	10/2020	6/20/2022 7:51 AM
7	June 7th	6/15/2022 4:01 PM
8	last fall	6/14/2022 10:29 PM
9	June 2022	6/14/2022 8:17 AM
10	Last year	6/14/2022 7:58 AM
11	6-4-22	6/9/2022 11:49 AM
12	June 3-6	6/8/2022 11:51 PM
13	May 2022	6/8/2022 10:03 PM
14	August 5th 2021	6/8/2022 6:00 PM
15	June 3, 4 and 5	6/8/2022 4:10 PM

## Q7 How long was your most recent stay at any of these campgrounds?

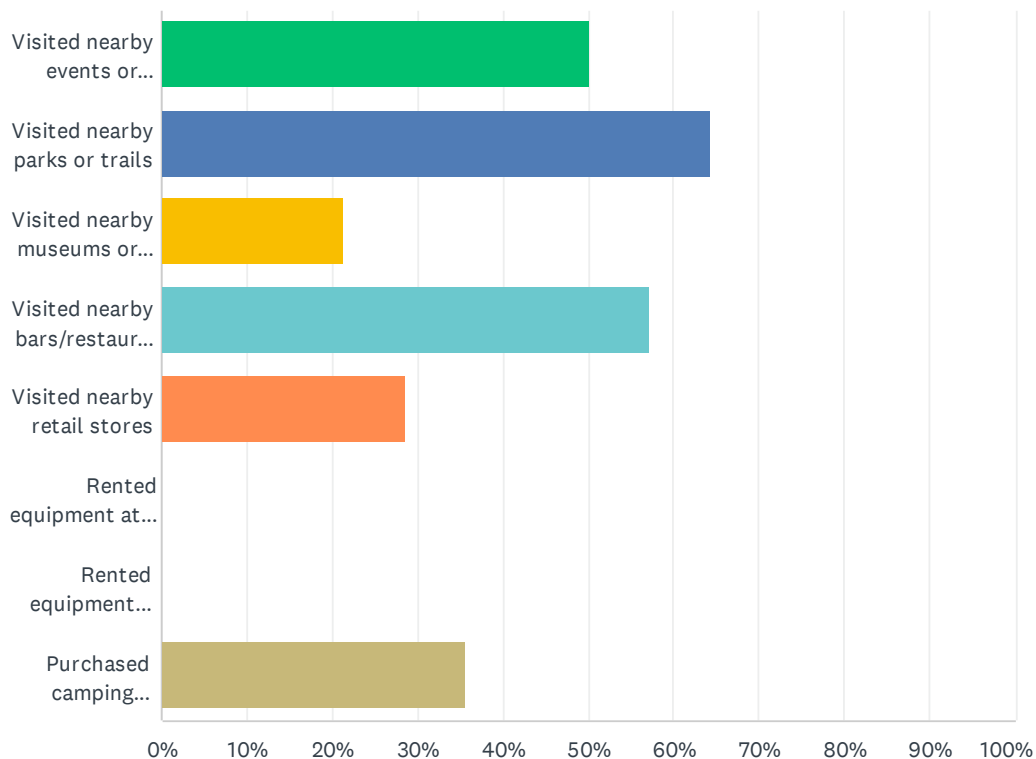
Answered: 17 Skipped: 17



ANSWER CHOICES	RESPONSES	
1 day	23.53%	4
2-3 days	76.47%	13
4-5 days	0.00%	0
6-7 days	0.00%	0
More than one week	0.00%	0
TOTAL		17

## Q8 During your stay at any of these campgrounds, which of the following things do you or your camping group participate in? (Select all that apply)

Answered: 14 Skipped: 20

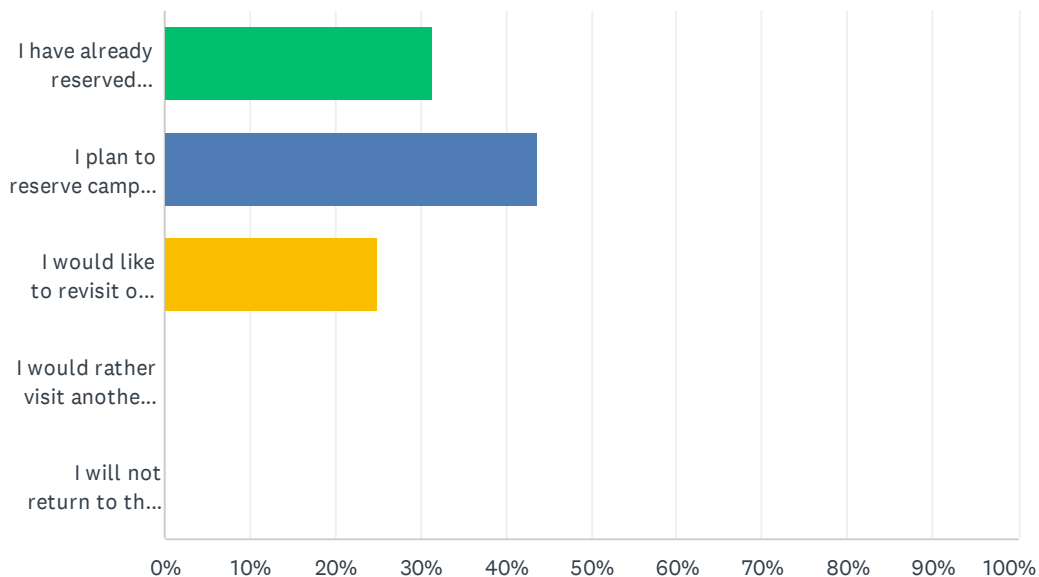


ANSWER CHOICES	RESPONSES	
Visited nearby events or activities	50.00%	7
Visited nearby parks or trails	64.29%	9
Visited nearby museums or historical sites	21.43%	3
Visited nearby bars/restaurants	57.14%	8
Visited nearby retail stores	28.57%	4
Rented equipment at the park	0.00%	0
Rented equipment outside of the park	0.00%	0
Purchased camping supplies locally	35.71%	5
Total Respondents: 14		



## Q9 How likely are you to return to these parks in the next two years to camp?

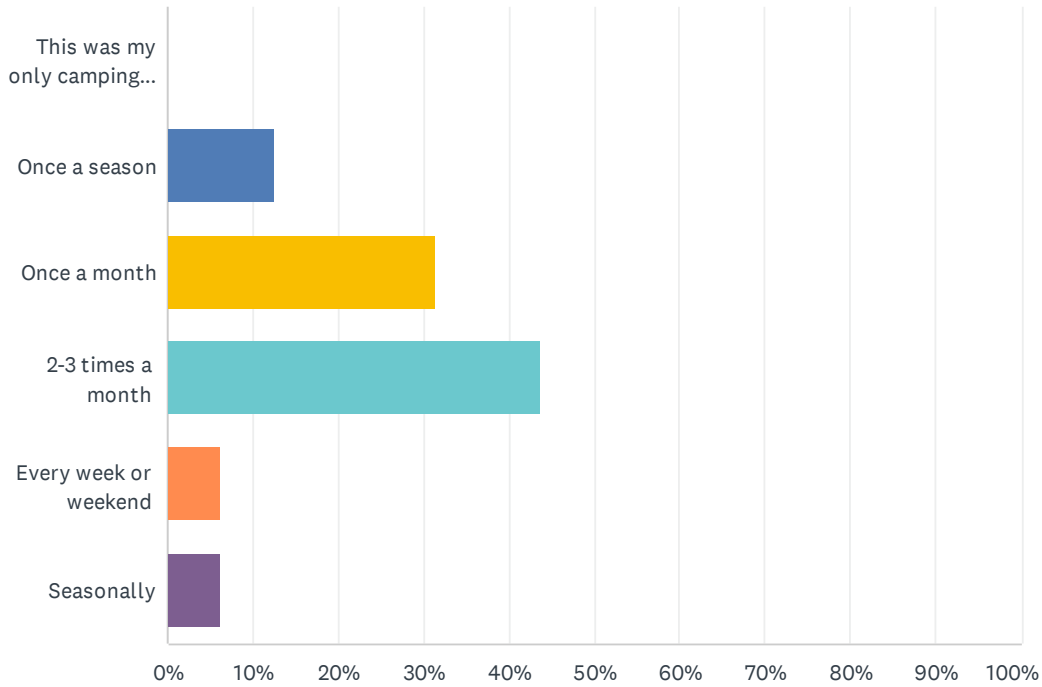
Answered: 16 Skipped: 18



ANSWER CHOICES	RESPONSES	
I have already reserved camping sites at one or more of these parks	31.25%	5
I plan to reserve camping sites for this camping season	43.75%	7
I would like to revisit one or more of these campgrounds but do not yet have plans to	25.00%	4
I would rather visit another campground(s)	0.00%	0
I will not return to this campground(s)	0.00%	0
TOTAL		16

## Q10 How often do you go camping in Minnesota during a typical camping season? (May 1st- October 31st)

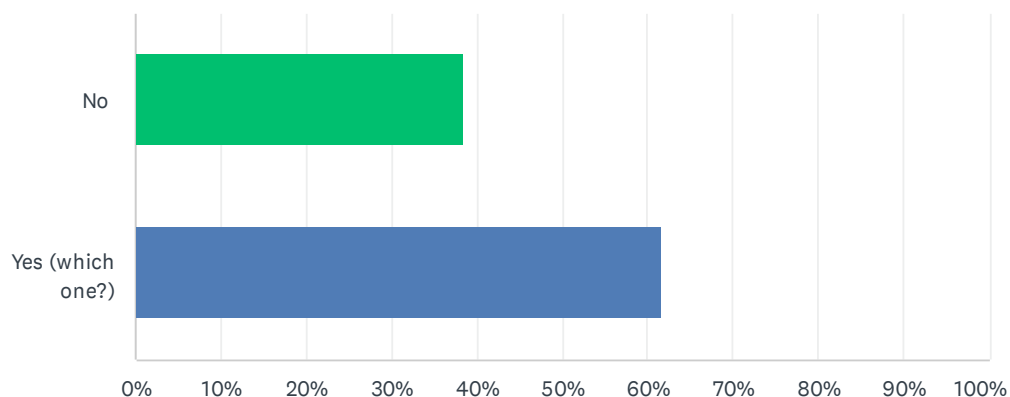
Answered: 16 Skipped: 18



ANSWER CHOICES	RESPONSES	
This was my only camping trip in Minnesota	0.00%	0
Once a season	12.50%	2
Once a month	31.25%	5
2-3 times a month	43.75%	7
Every week or weekend	6.25%	1
Seasonally	6.25%	1
TOTAL		16

## Q11 Do you have a favorite campground in Minnesota?

Answered: 26 Skipped: 8

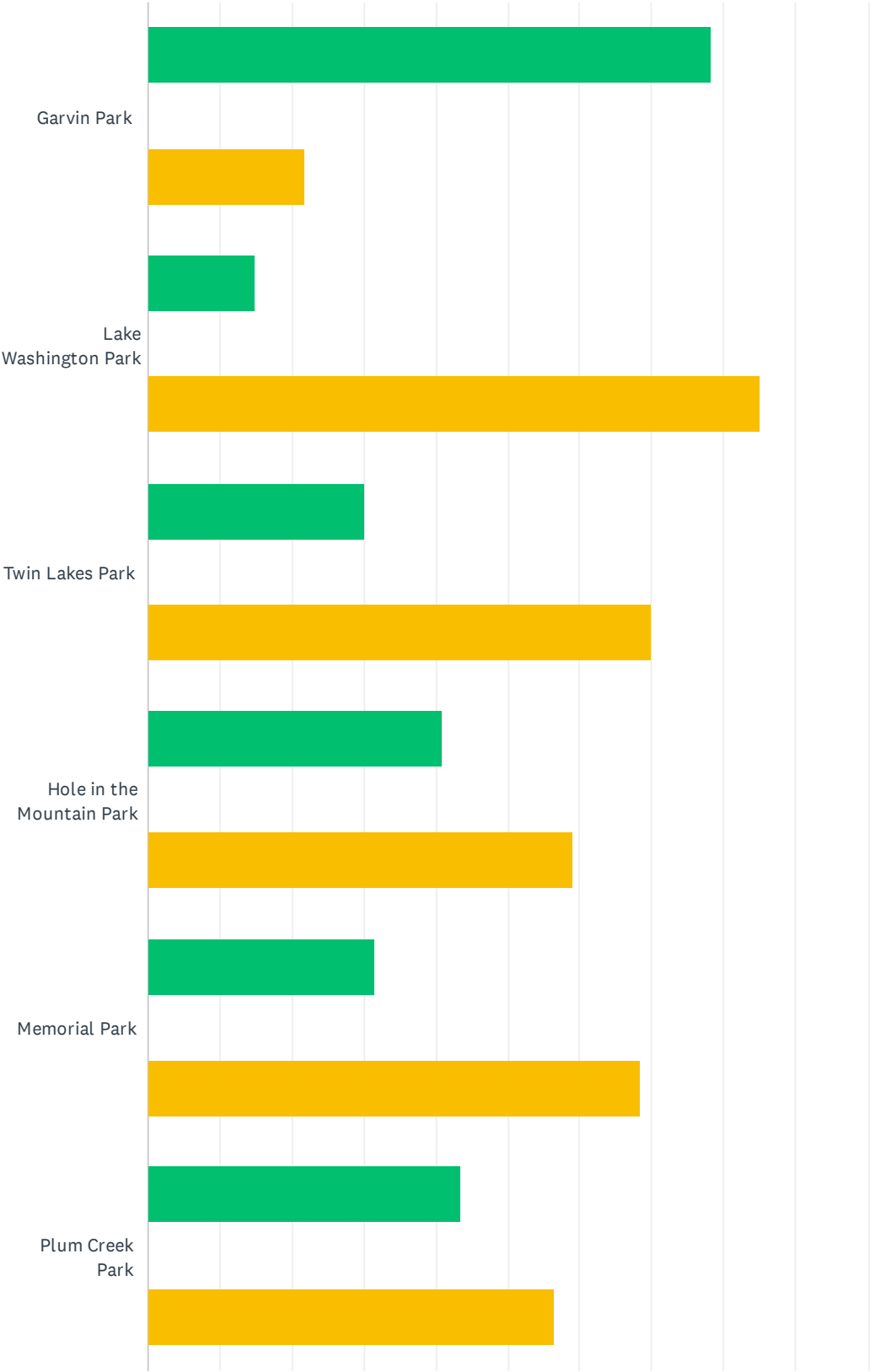


ANSWER CHOICES	RESPONSES
No	38.46% 10
Yes (which one?)	61.54% 16
TOTAL	26

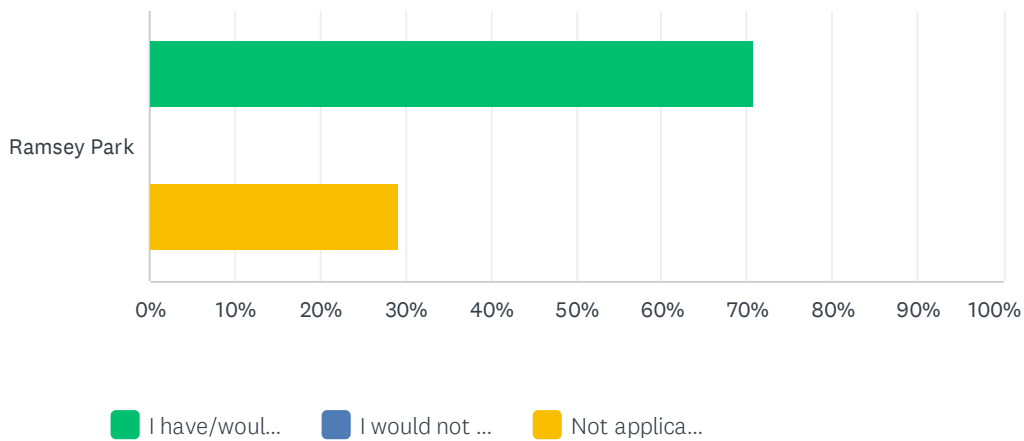
#	YES (WHICH ONE?)	DATE
1	many are excellent	9/9/2022 11:17 AM
2	Memorial Park	8/8/2022 12:09 PM
3	Hole in mountain park	7/29/2022 10:42 AM
4	Wood lake	7/19/2022 4:18 PM
5	Memorial Park Granite Falls	7/19/2022 2:50 PM
6	Arco Park	6/20/2022 9:53 AM
7	Tettegouche State Park	6/18/2022 1:15 PM
8	Sibley State Park	6/15/2022 4:27 PM
9	Lake Sarah Murray county	6/15/2022 4:02 PM
10	Norwegian Creek Lake Benton	6/14/2022 10:32 PM
11	Vicksburg	6/14/2022 8:19 AM
12	schreier's campground lake shetek	6/14/2022 8:00 AM
13	Indian Point, Duluth	6/9/2022 10:48 AM
14	Itasca	6/8/2022 11:52 PM
15	Plum Creek campground-Walnut Grove	6/8/2022 11:20 PM
16	Plum Creek, Sibley and Lake Shetek State Parks	6/8/2022 4:12 PM

Q12 Would you recommend these campgrounds to a friend or family member?

Answered: 27    Skipped: 7



## Past Campground User Survey



	I HAVE/WOULD RECOMMEND	I WOULD NOT RECOMMEND	NOT APPLICABLE	TOTAL
Garvin Park	78.26% 18	0.00% 0	21.74% 5	23
Lake Washington Park	15.00% 3	0.00% 0	85.00% 17	20
Twin Lakes Park	30.00% 6	0.00% 0	70.00% 14	20
Hole in the Mountain Park	40.91% 9	0.00% 0	59.09% 13	22
Memorial Park	31.58% 6	0.00% 0	68.42% 13	19
Plum Creek Park	43.48% 10	0.00% 0	56.52% 13	23
Ramsey Park	70.83% 17	0.00% 0	29.17% 7	24

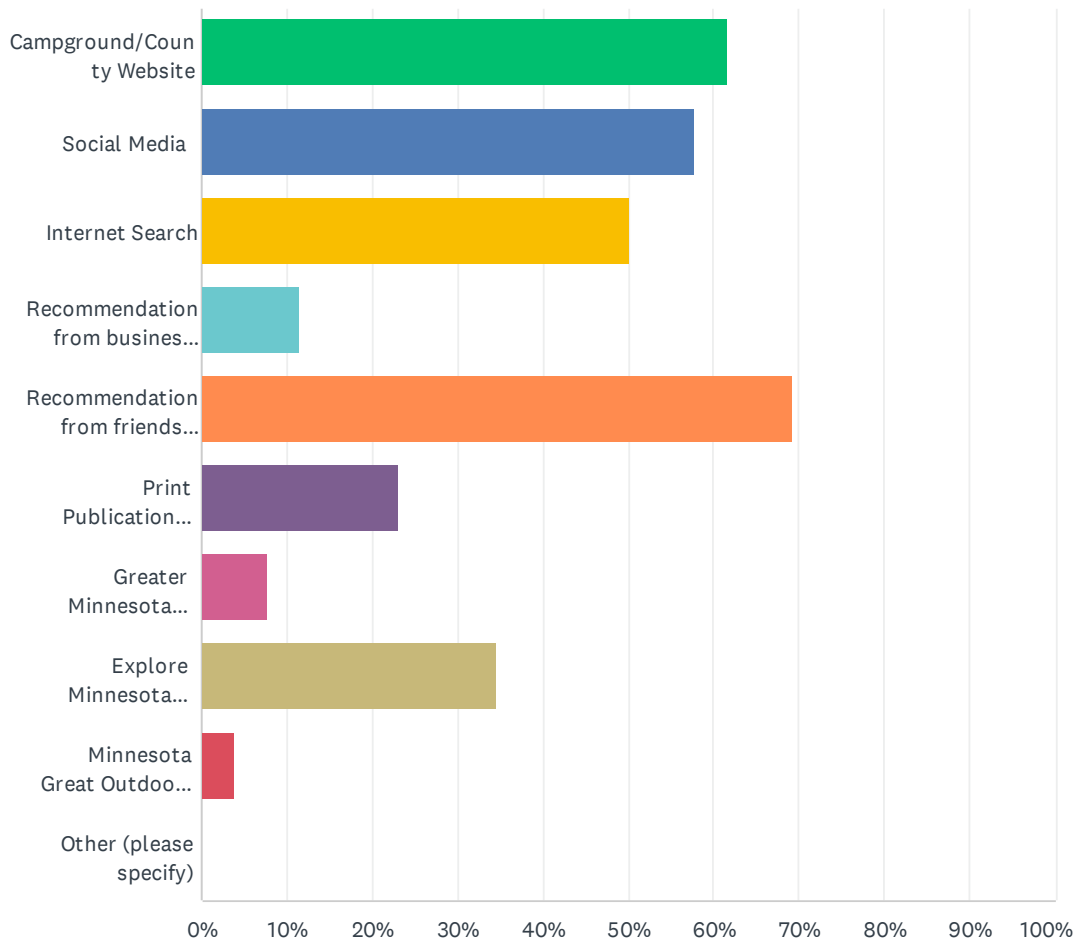
## Q13 What amenities would you like to see come to these campgrounds?

Answered: 20 Skipped: 14

#	RESPONSES	DATE
1	always expand, build for the future!	9/9/2022 11:17 AM
2	Rides to the top of the hill for sledding and skiing and trail cleanup for hiking	7/29/2022 10:42 AM
3	Excited for sledding hill at Hole in the Mountain Park. Camping is also very popular at area parks. Expand opportunities to camp.	7/20/2022 1:33 PM
4	Sewer hookups	7/19/2022 4:18 PM
5	Full hookups	7/19/2022 3:00 PM
6	HITM: more hiking/biking trails, disc golf, snow tubing, groomed snowmobile trails, pickle ball court, expanded chalet, environmental education signage, enhanced playground equipment, trails linking to other area parks	6/28/2022 10:31 AM
7	Unsure at this time.	6/20/2022 9:53 AM
8	Online reservations	6/18/2022 1:15 PM
9	Clean facilities. Additional educational markers	6/15/2022 4:27 PM
10	More reservation abilities and sewer hookups	6/15/2022 4:02 PM
11	Wheelchair accessible bathroom/showers family room style, Paved trails, anything that would help with people in wheelchairs to enjoy the parks.	6/14/2022 10:32 PM
12	Rentals! Geocaching, kayaks, snowshoes, Chris country skis, bikes, binoculars, etc	6/14/2022 8:19 AM
13	More cabins and spots at Plum Creek. Redwood is great!	6/14/2022 8:00 AM
14	A swimming place at Garvin.	6/12/2022 6:49 PM
15	More sites	6/9/2022 11:51 AM
16	Paddleboard and paddleboat rental	6/9/2022 10:48 AM
17	Water/sewer hookups. Direct access to the lake	6/8/2022 11:52 PM
18	Garvin park Lower area needs updated bathrooms desperately!!!	6/8/2022 11:20 PM
19	Better playground at hole in the mountain, playground in the new part of twin lakes park, showers in the new part of twin lakes park	6/8/2022 10:05 PM
20	More sites for both weekend and seasonal reservations. More showers available.	6/8/2022 4:12 PM

## Q14 What resources do you use to learn about parks and campgrounds you plan on visiting? (Select all that apply)

Answered: 26 Skipped: 8



## Past Campground User Survey

ANSWER CHOICES	RESPONSES	
Campground/County Website	61.54%	16
Social Media	57.69%	15
Internet Search	50.00%	13
Recommendation from business or visitor center	11.54%	3
Recommendation from friends or family	69.23%	18
Print Publication (magazine, brochure, or handout)	23.08%	6
Greater Minnesota Regional Parks and Trails Commission (GMRPTC) website	7.69%	2
Explore Minnesota Website	34.62%	9
Minnesota Great Outdoors Website	3.85%	1
Other (please specify)	0.00%	0
Total Respondents: 26		

#	OTHER (PLEASE SPECIFY)	DATE
	There are no responses.	



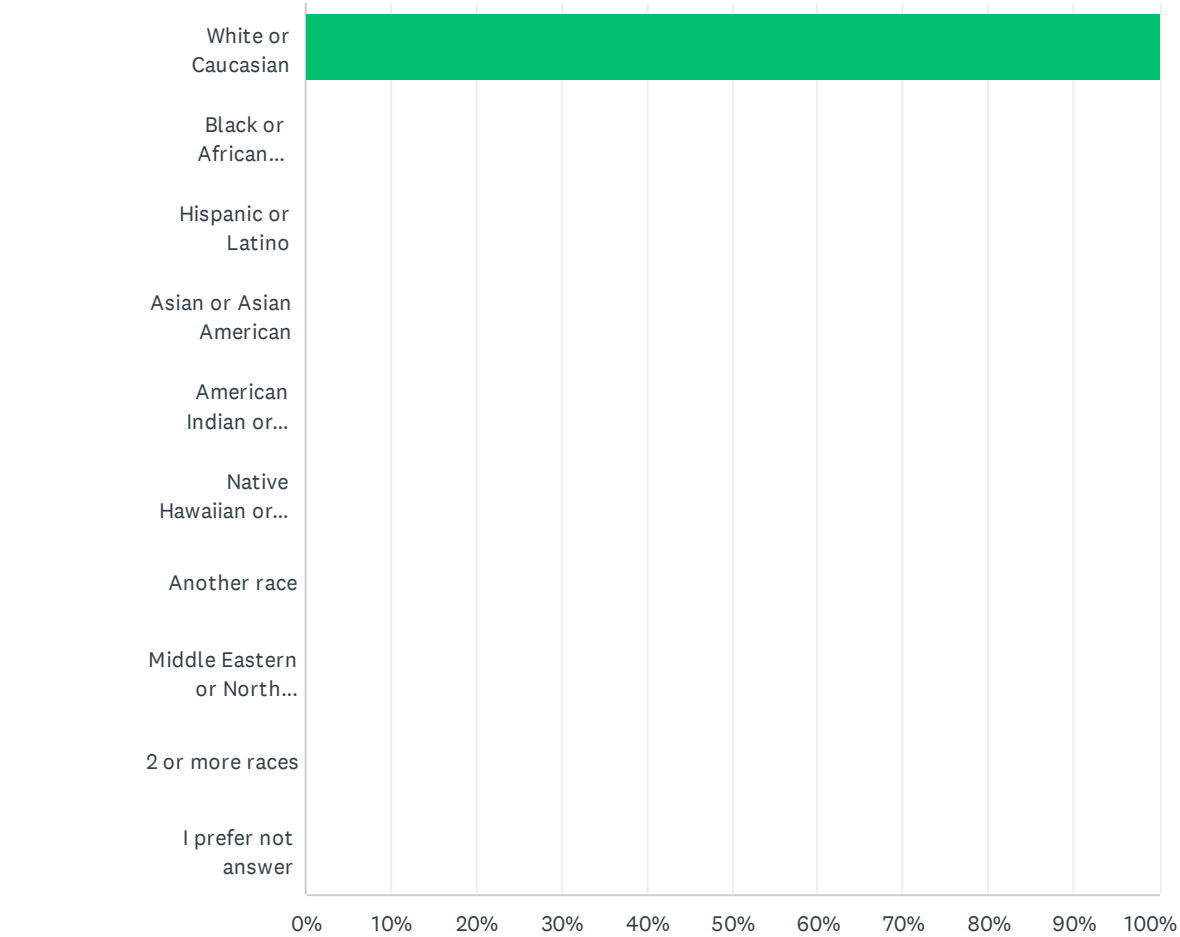
## Q15 What is your 5-digit home zipcode?

Answered: 27   Skipped: 7

#	RESPONSES	DATE
1	56142	9/9/2022 11:20 AM
2	56283	9/9/2022 11:17 AM
3	56178	9/9/2022 11:14 AM
4	56258	8/8/2022 12:10 PM
5	56149	7/29/2022 10:43 AM
6	56151	7/20/2022 1:33 PM
7	56258	7/20/2022 11:04 AM
8	56265	7/19/2022 4:18 PM
9	57241	7/19/2022 3:01 PM
10	56297	7/19/2022 2:50 PM
11	56139	7/19/2022 11:42 AM
12	56149	6/28/2022 10:31 AM
13	56113	6/20/2022 9:54 AM
14	56258	6/20/2022 7:52 AM
15	56258	6/18/2022 1:15 PM
16	56115	6/17/2022 12:58 PM
17	56175	6/15/2022 4:28 PM
18	56115	6/15/2022 4:02 PM
19	56258	6/14/2022 10:33 PM
20	56283	6/14/2022 8:19 AM
21	56283	6/14/2022 8:00 AM
22	56175	6/12/2022 6:49 PM
23	56183	6/9/2022 11:51 AM
24	56172	6/9/2022 10:49 AM
25	56024	6/8/2022 11:52 PM
26	56180	6/8/2022 11:20 PM
27	56283	6/8/2022 4:13 PM

Q16 How would you describe yourself?

Answered: 28    Skipped: 6



## Past Campground User Survey

ANSWER CHOICES	RESPONSES	
White or Caucasian	100.00%	28
Black or African American	0.00%	0
Hispanic or Latino	0.00%	0
Asian or Asian American	0.00%	0
American Indian or Alaska Native	0.00%	0
Native Hawaiian or other Pacific Islander	0.00%	0
Another race	0.00%	0
Middle Eastern or North African	0.00%	0
2 or more races	0.00%	0
I prefer not answer	0.00%	0
TOTAL		28

## Q17 How do you describe your tribal affiliation?

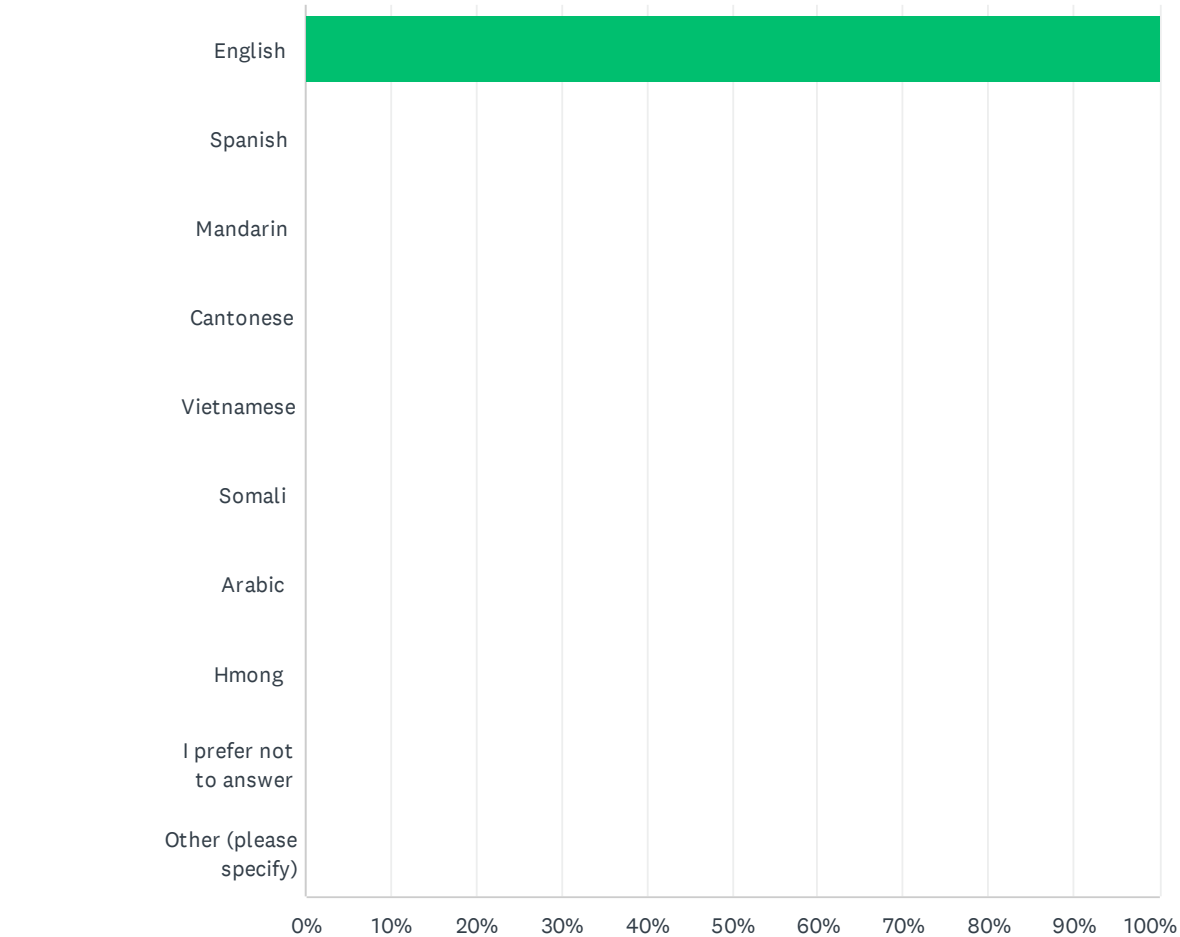
Answered: 0   Skipped: 34

 No matching responses.

ANSWER CHOICES	RESPONSES	
I am not affiliated with any tribe	0.00%	0
Bois Forte Band of Chippewa	0.00%	0
Fond Du Lac Reservation	0.00%	0
Gichi-Onigaming/ Grand Portage Band of Lake Superior Chippewa	0.00%	0
Leech Lake Band of Ojibwe	0.00%	0
Lower Sioux Community	0.00%	0
Millie Lacs Band of Ojibwe	0.00%	0
Prairie Island Community	0.00%	0
Red Lake Band of Chippewa Indians	0.00%	0
Shakopee Mdewakanton Sioux (Dakota) Community	0.00%	0
Upper Sioux Community	0.00%	0
White Earth Reservation	0.00%	0
Other	0.00%	0
I prefer not to answer	0.00%	0
TOTAL		0

Q18 What language do you mainly speak at home?

Answered: 28    Skipped: 6



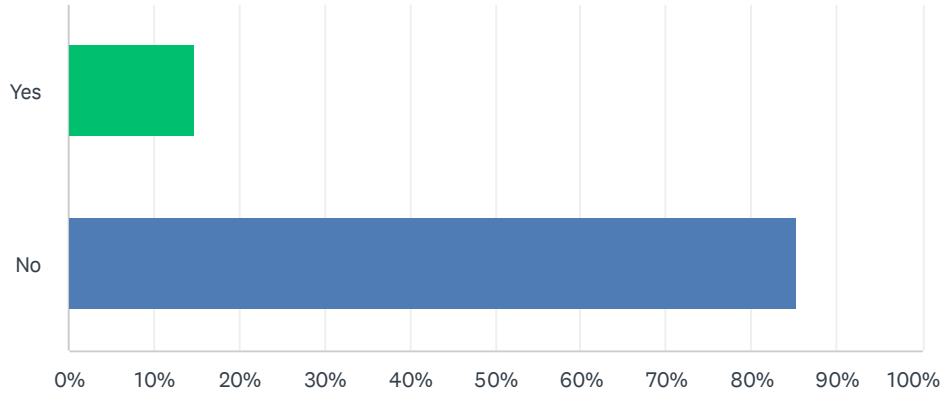
## Past Campground User Survey

ANSWER CHOICES	RESPONSES	
English	100.00%	28
Spanish	0.00%	0
Mandarin	0.00%	0
Cantonese	0.00%	0
Vietnamese	0.00%	0
Somali	0.00%	0
Arabic	0.00%	0
Hmong	0.00%	0
I prefer not to answer	0.00%	0
Other (please specify)	0.00%	0
TOTAL		28

#	OTHER (PLEASE SPECIFY)	DATE
	There are no responses.	

## Q19 Do you identify as someone with a physical, mental or sensory disability/condition?

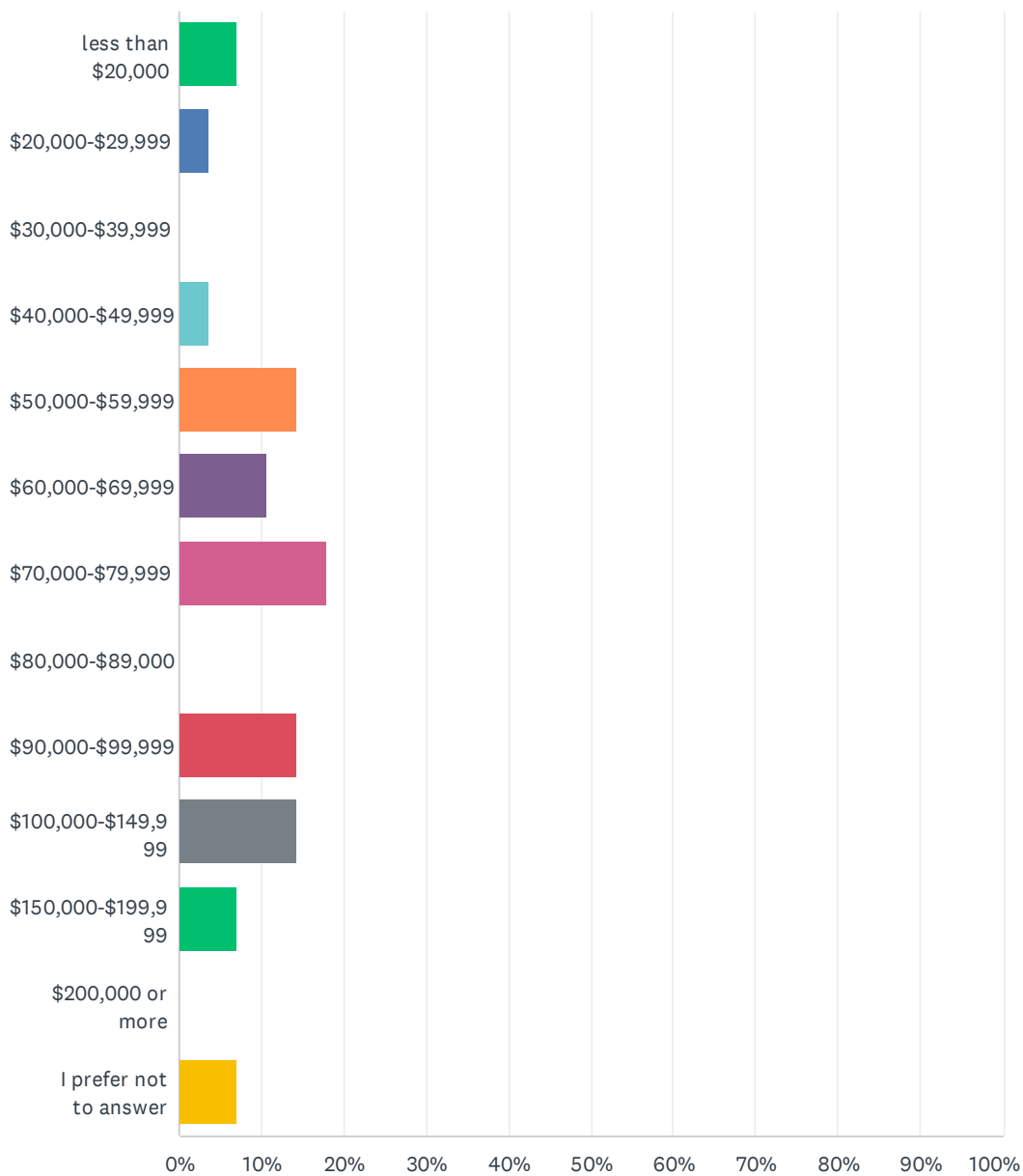
Answered: 27 Skipped: 7



ANSWER CHOICES	RESPONSES	
Yes	14.81%	4
No	85.19%	23
TOTAL		27

## Q20 Please indicate your total household income before taxes.

Answered: 28 Skipped: 6



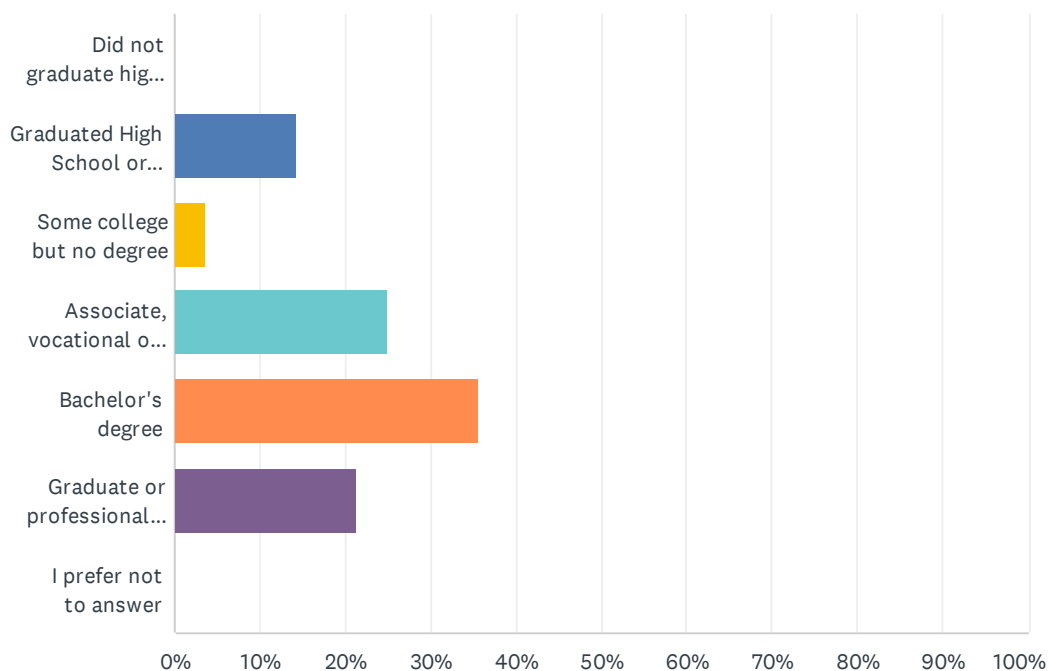


## Past Campground User Survey

ANSWER CHOICES	RESPONSES	
less than \$20,000	7.14%	2
\$20,000-\$29,999	3.57%	1
\$30,000-\$39,999	0.00%	0
\$40,000-\$49,999	3.57%	1
\$50,000-\$59,999	14.29%	4
\$60,000-\$69,999	10.71%	3
\$70,000-\$79,999	17.86%	5
\$80,000-\$89,000	0.00%	0
\$90,000-\$99,999	14.29%	4
\$100,000-\$149,999	14.29%	4
\$150,000-\$199,999	7.14%	2
\$200,000 or more	0.00%	0
I prefer not to answer	7.14%	2
TOTAL		28

## Q21 What is the highest level of education you have completed?

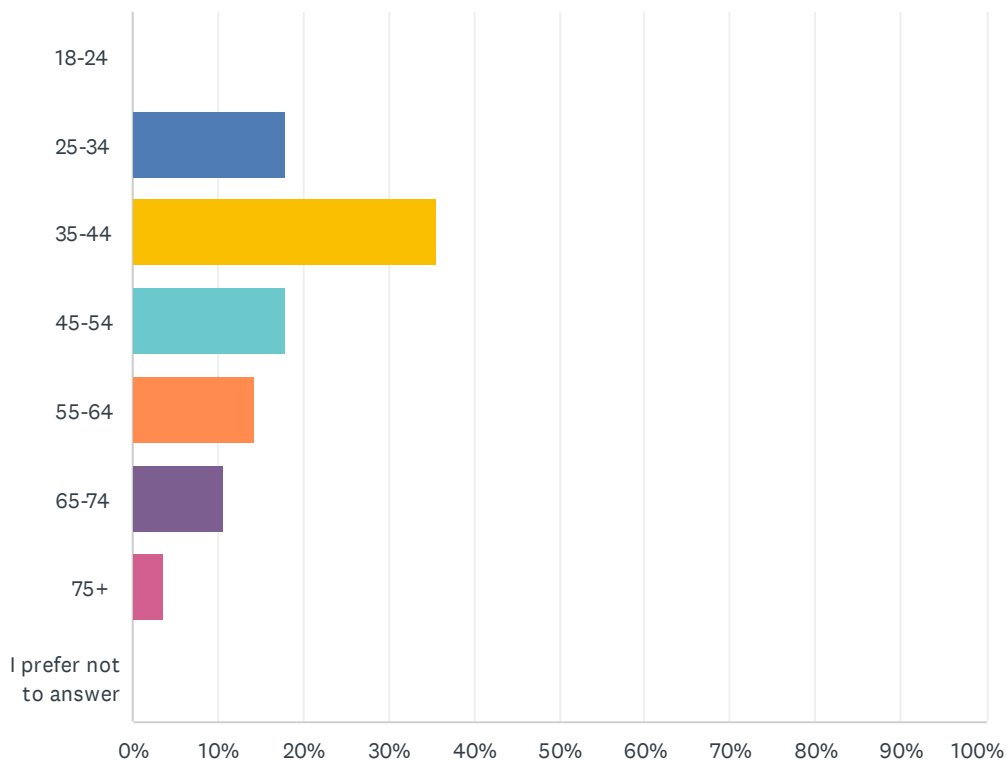
Answered: 28   Skipped: 6



ANSWER CHOICES	RESPONSES	
Did not graduate high school	0.00%	0
Graduated High School or equivalent	14.29%	4
Some college but no degree	3.57%	1
Associate, vocational or technical degree	25.00%	7
Bachelor's degree	35.71%	10
Graduate or professional degree	21.43%	6
I prefer not to answer	0.00%	0
TOTAL		28

## Q22 How old are you?

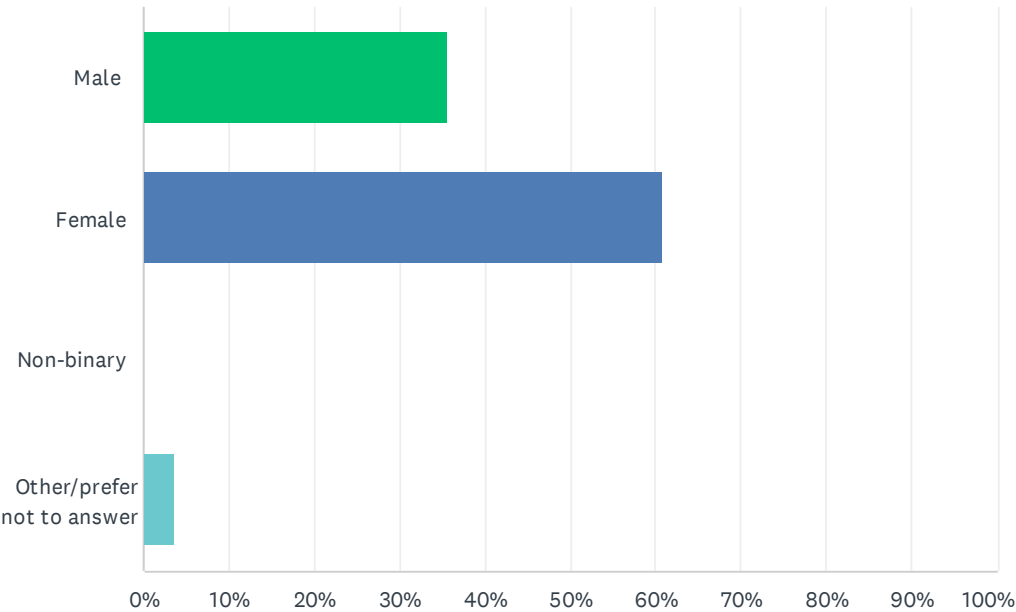
Answered: 28 Skipped: 6



ANSWER CHOICES	RESPONSES	
18-24	0.00%	0
25-34	17.86%	5
35-44	35.71%	10
45-54	17.86%	5
55-64	14.29%	4
65-74	10.71%	3
75+	3.57%	1
I prefer not to answer	0.00%	0
TOTAL		28

Q23 What is your gender identity?

Answered: 28    Skipped: 6



ANSWER CHOICES	RESPONSES	
Male	35.71%	10
Female	60.71%	17
Non-binary	0.00%	0
Other/prefer not to answer	3.57%	1
TOTAL		28

For more information:



**Greater Minnesota Regional Parks and Trails Commission**

Renee Mattson, *Executive Director*  
[renee.mattson@gmprptcommission.org](mailto:renee.mattson@gmprptcommission.org)

Joe Czapiewski, *System Plan Coordinator*  
[coordinator@gmprptcommission.org](mailto:coordinator@gmprptcommission.org)

**[www.gmrptcommission.org](http://www.gmrptcommission.org)**



**Southwest Regional Development Commission**

2401 Broadway Ave  
Slayton, MN 56172  
507-836-8547

**[www.swrdc.org](http://www.swrdc.org)**